Unit 2 Section 1 : Place Value

This section deals with the revision of place value.

Remember that we write decimal numbers in the form:

Thousands	Hundreds	Tens	Units	.	Tenths	Hundredths	Thousandths

Example 1

Here are some number cards:

1	7	3	5

You can use each card *once* to make the number 1735, like this:

1	7	3	5

(a) What is the *biggest* number you can make with the four cards?

7531 because 7 > 5 > 3 > 1

(b) Explain why you *cannot* make an *even* number with the four cards.

To make an even number, the last digit must be even, but all four cards in this example show odd digits.

Note: It is often helpful to refer to a number line when comparing values;
a number line can also show negative values:

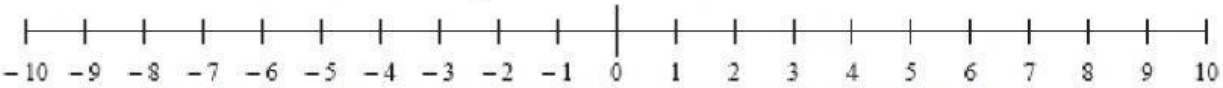

Remember that the symbol < means 'less than' and > means 'greater than'.

Example 2

Put the correct sign, < or = or >, into each sentence.

(a) -7 **<** -2

(b) $3-2$ **>** -5

(c) $3-5$ **=** $4-6$

LIVEWORKSHEETS

Example 3

The arrow on this thermometer shows a temperature of 10 °C.

(a) Draw an arrow on the thermometer to show a temperature of 24 °C.
Label the arrow 24 °C.

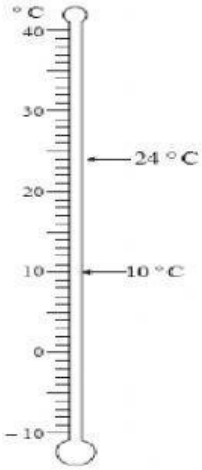

(b) Draw an arrow on the thermometer to show a temperature of – 4 °C.
Label the arrow – 4 °C.

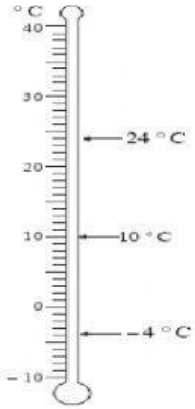

(c) The temperature was – 10 °C.
It went up 15 °C.
What is the temperature now?

5 °C

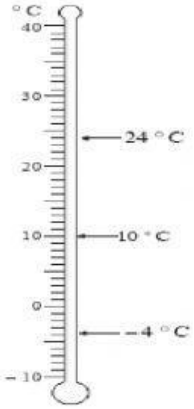

LIVEWORKSHEETS

(d) Write these temperatures in order, coldest first.

3 °C, – 10 °C, 0 °C, 20 °C, – 1 °C

– 10 °C, – 1 °C, 0 °C, 3 °C, 20 °C

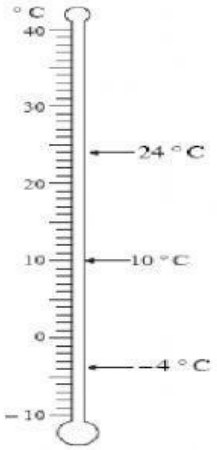

Question 1

(a) Write the numbers:

(i) one hundred and eighty, ☐

(ii) two hundred and twelve, ☐

(iii) one hundred and eight, ☐

(iv) ninety two ☐

(b) Using the numbers in (a), write them in order with the smallest first.

☐ , ☐ , ☐ , ☐

LIVEWORKSHEETS

Question 2
Ali drew a picture to show what there is above and below the sea at Aber.

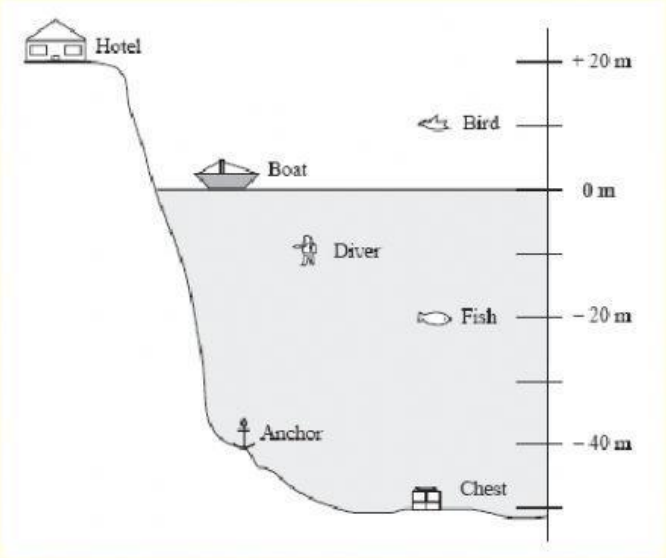

The anchor is at about – 40 m.

(a) What is at about +10 m ? - choose -

(b) What is at about –10 m ? - choose -

(c) What is about 30 m higher than the chest? - choose -

Question 3
Put the correct sign, < or = or >, into each number sentence, to make it correct.

(a) 8 + 2 > < = 7 + 6

(b) 6 – 3 > < = 1 + 2

(c) 0 > < = – 3

LIVEWORKSHEETS

Question 4
Write the following sums of money in pounds, in decimal form.

(a) Seventy two pounds, forty five pence. ☐

(b) One hundred and three pounds, fifty pence. ☐

(c) One hundred and thirty pounds, five pence. ☐

Question 5
Here are some number cards:

5	0	7	1

(a) What is the *largest* possible number you can make, using all four cards? ,

☐

(b) What is the *smallest* possible number, using all four cards but starting with a non-zero digit?

☐

(c) What is the *smallest* possible number you can make, using only three of the cards and starting with a non-zero digit?

☐

Question 6

(a) Look at this part of a number line:



Complete this sentence:
The numbers on this number line *go up* in steps of ☐ .

LIVEWORKSHEETS

(b) This is a *different* number line.

What are the 3 missing numbers?

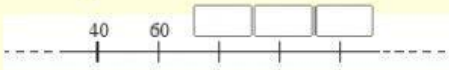

(c) This is a *different* number line.

What are the 3 missing numbers?

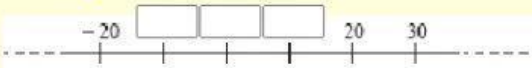

(d) This is a *different* number line.

What are the 2 missing numbers?

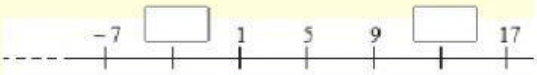

Complete this sentence:

The numbers on this number line *go up* in steps of ☐ .

(e) This is a *different* number line.

What are the 3 missing numbers?

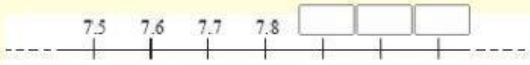

Complete this sentence:

The numbers on this number line *go up* in steps of ☐ .

LIVEWORKSHEETS