




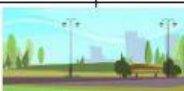





Places Around Town


1. Look at the town map. What places do you see? Follow each set of directions below and identify where the boy is going. Always start at the rectangle labeled START.

						
						
						
			START			
						
						
						

apartment 


bank 


hospital 

house 

park 

school 

shop 

supermarket 

		Directions					Where is the boy going?
1	START	←3	↓3	→3			to the park
2	START	↑1	→2	↓3	←4		
3	START	←1	↑1	→4	↑1		
4	START	←1	↓2	→3	↑5	←2	
5	START	←3	↓3	→2	↑2	→4	
6	START	↓2	→2	↑3	←5	↑2	

2. Click on the icon by each person to hear them describe where they want to go. Draw a line to match each person on the left to the place they want to go on the right.

