

# ENGLISH LANGUAGE TEST (UNIT 8)

Time: 30 minutes

## I. READING AND WRITING

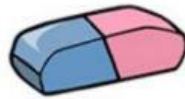
Task 1. Look and write. There is one example.

Example:

ymg → g\_\_  
ymg → gym




1. rbbure →  
r\_\_\_\_\_



2. ntoebkoo →  
n\_\_\_\_\_



3. hotes →  
t\_\_\_\_\_



4. ulrer →  
r\_\_\_\_\_



5. sepn →  
p\_\_\_\_\_




Task 2. Look and read. Tick ☒ or cross ☒ the box. There are two examples.

*This is my pencil.*

*That is my pen.*

Examples:



A. ☒




B. ☒


1.

2.

These are my pencil cases.

☐

Those are our desks.

☐

3.

Here is my robot.

☐

4.

These are my school things.

☐

5.

Those are my pens and pencils.

☐

Task 3. Read and complete. There is one example.



<u>name</u>	pens	school bag	are	aren't	my
-------------	------	------------	-----	--------	----

Mai: Hello! My (0) name is Mai.

Tony: Hello! Nice to meet you. (1) \_\_\_\_\_ name is Tony. Is this your (2) \_\_\_\_\_?

Mai: Yes, it is.

Tony: And (3) \_\_\_\_\_ these your pencils?

Mai: No, they (4) \_\_\_\_\_.


Tony: And are those your (5) \_\_\_\_\_?

Mai: Yes, they are.

## II. LISTENING

Task 1. Listen and tick ☒. There is one example.

Example:



A. ☒




B. ☐

1.



A. ☐



B. ☐

2.

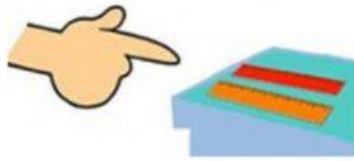


A. ☐

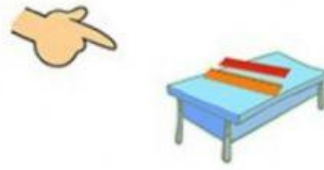


B. ☐

3.




A. ☐



B. ☐

4.



A. ☐




B. ☐

5.



A. ☐



B. ☐

Task 2. Listen and tick ☒ or cross ☒. There are two examples.

Examples:



A. ☒



B. ☒

1.



2.



3.





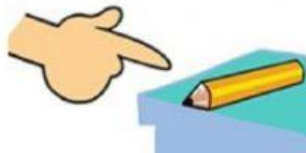
4.

5.



Task 3. Listen and number the pictures. The first picture is done for you.

Example:



A. ☐ 0



B. ☐



C. ☐



D. ☐



E. ☐



F. ☐

-- The end --