

F and F 1 - Unit 2 - Test 3













01. Write the ages.

EXPLICADINHO

1 two 2 _____ 3 _____ 4 _____ 5 _____ 6 _____













02. Listen and tick the correct answer.

EXPLICADINHO

1 a  <input type="checkbox"/>	b  <input type="checkbox"/>	c  <input type="checkbox"/>
2 a  <input type="checkbox"/>	b  <input type="checkbox"/>	c  <input type="checkbox"/>
3 a  <input type="checkbox"/>	b  <input type="checkbox"/>	c  <input type="checkbox"/>
4 a  <input type="checkbox"/>	b  <input type="checkbox"/>	c  <input type="checkbox"/>

03. Listen and match them to their favourites.

EXPLICADINHO

 1 Tom  	 2 Gina  <div style="border: 1px solid black; padding: 2px; display: inline-block;">Tom</div> 	 3 Meg   <div style="border: 1px solid black; padding: 2px; display: inline-block;">Tom</div>	 4 Bob  
---------------------------------------------------------------------------------------------------------------------------------------------------------------------------------------------------------------------------------------------------------------------------------------------	--------------------------------------------------------------------------------------------------------------------------------------------------------------------------------------------------------------------------------------------------------------------------------------------------------------------------------------------------------------------------------------	------------------------------------------------------------------------------------------------------------------------------------------------------------------------------------------------------------------------------------------------------------------------------------------------------------------------------------------------------------------------------------	---------------------------------------------------------------------------------------------------------------------------------------------------------------------------------------------------------------------------------------------------------------------------------------------------

Note: Arrows in the original image connect Tom (1) to the teddy bear (2) and the scooter (3).

04. Listen and write the words you hear.

EXPLICADINHO

- | | |
|----------|----------|
| 1. _____ | 4. _____ |
| 2. _____ | 5. _____ |
| 3. _____ | 6. _____ |