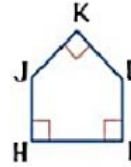
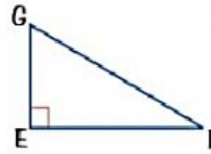
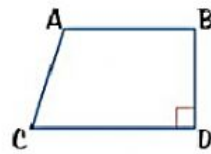


Name: _____

Class: _____

3 Look at these shapes.



Complete each of these statements, using the words **perpendicular** or **parallel**.

a) AB is _____ to CD

b) EF is _____ to EG

c) HI is _____ to HJ

d) AB is _____ to BD

e) IL is _____ to HJ

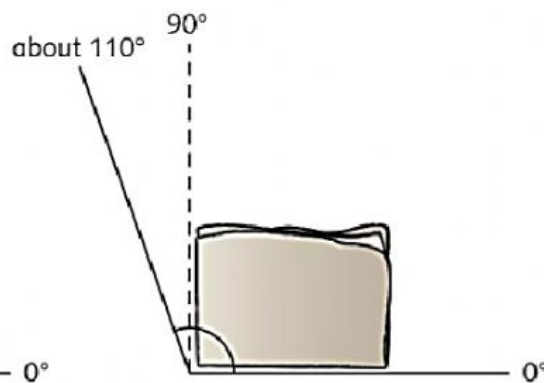
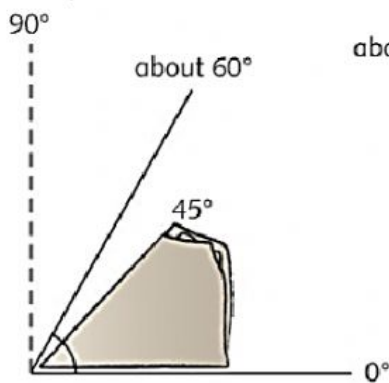
f) JK is _____ to KL

3 Estimate the size in degrees of each of the angles for question 2.

Use your folded right angle to help.

Fold 90° in half to make 45° .

Example



Fold 90° in half
to get 45°



Complete the table to show your estimates.

Angle	a	b	c	d	e	f	g	h
Estimated size ($^\circ$)	$^\circ$	$^\circ$	$^\circ$	$^\circ$	$^\circ$	$^\circ$	$^\circ$	$^\circ$