



Actividad Virtual



Merry Christmas

SUBJECT: English
 GRADE: 1st
 DATE: December 6th,
 7th, 9th, 10th
 TEACHER: Gloria
 Peña Novoa

I. EXPECTED LEARNING:

COMPETENCE	PERFORMANCE	PURPOSE	ATITUDES
C1: SE COMUNICA ORALMENTE EN INGLÉS	Explica con vocabulario sencillo y/o gráficos el tema del texto que escucha, a partir del lenguaje audiovisual, gestos y expresiones corporales del emisor.	Expresar sus ideas sobre un tema cotidiano	Reconoce al servicio que brindamos a nuestros semejantes como un acto voluntario de amor a Dios.

II. SEQUENCE OF ACTIVITIES:

- Teacher greets the students.
- Teacher starts the class with a video about Christmas
- Teacher presents the new vocabulary.
- Students practice the vocabulary
- Students complete the crosswords.
- Students read the song and then listen.
- Students practice the song.
- Teacher presents the last letters of the alphabet.
- Students listen and choose the correct letter.
- Students watch the picture and write the first letter of the word.
- Students make a drawing say Merry Christmas.
- Students evaluate themselves.

SUPERACIÓN

III. ASSESMENT:

CRITERIA	EVIDENCES	TOOLS
Participate orally	Oral participation	Check list
Express their ideas through drawings		

CHRISTMAS VOCABULARY



Santa claus



tree



sleigh



reindeer



candles



bells




presents



LET'S PRACTICE

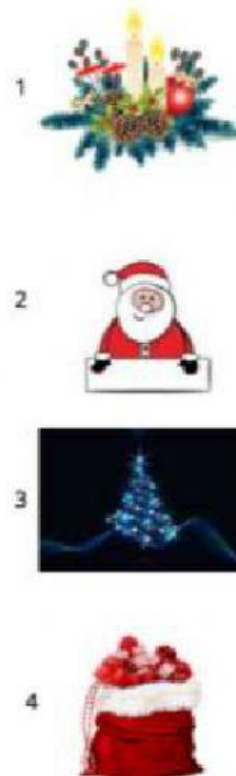
1. Complete the crossword about Christmas.



Across:



Down:



2. listen to a Christmas Carol.

JINGLE BELLS

Dashing through the snow
 In a one-horse open sleigh
 Or the fields we go
 Laughing all the way
 Bells on bob-tail ring
 Making spirits bright
 What fun it is to ride and sing
 A sleighing song tonight

Jingle bells, jingle bells
 Jingle all the way
 Oh, what fun it is to ride
 In a one-horse open sleigh
 Jingle bells, jingle bells
 Jingle all the way
 Oh, what fun it is to ride
 In a one-horse open sleigh



3. Do you know your abc?

V W X Y Z

VERDAD

4. Listen and choose the letter you hear.

<p>1</p> <p>T</p> <p>V</p> <p>Y</p>	<p>2</p> <p>X</p> <p>U</p> <p>W</p>	<p>3</p> <p>Y</p> <p>R</p> <p>Z</p>
<p>4</p> <p>Z</p> <p>S</p> <p>V</p>	<p>5</p> <p>V</p> <p>H</p> <p>Z</p>	<p>6</p> <p>Y</p> <p>Z</p> <p>M</p>

5. Write the letter of this word. Then listen and check.














Actividad Virtual



5. Make a drawing saying " Merry Christmas"



SELF ASSESSMENT

Paint the stars evaluating your work.

Oral expression	
I participate orally	★ ★ ★ ★
I can say the alphabet	★ ★ ★ ★
The lesson was easy	★ ★ ★ ★