

Test theme 3: Body and face

Time: 45 minutes

1

Listen and draw lines. There is one example.

Example

1

2



2

Read the questions. Listen and write a name or a number.
There are two examples.



Examples

How many boys are in the photo? 3

Who is taller than Amy? Toby

Questions

① Who is shorter than Amy? _____

② Who is thinner than Joe? _____

Listen and tick (✓) the box. There is one example.

Example

What's this?



A ☐



B ☐



C ☒

Questions

① What is the teacher touching?



A ☐



B ☐



C ☐

② What is the teacher pointing to?



A ☐



B ☐



C ☐

4

Look and read. Put a tick (✓) or a cross (✗) in the box.
There are two examples.

Examples



This is a head.



This is a leg.



Questions

①



This is a hand.



②



This is a head.



5

Look and read. Write Yes or No.



Examples

Toby's grandfather is sitting down. No

There are three people in the picture. Yes

Questions

1. The girl has long hair. _____

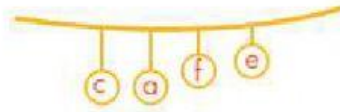
2. The boy is old. _____

Look at the pictures. Look at the letters. Write the words.

Example



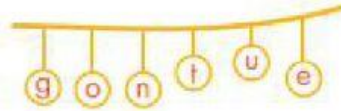
f a c e



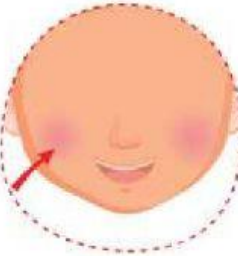
Questions

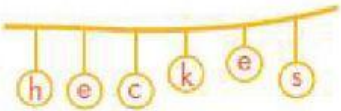
①





②





7

Read this. Choose a word from the box. Write the correct word next to numbers 1-2. There is one example.

My favorite food

My favorite fruit are bananas. They're delicious! They are yellow and white. You can taste them with your (1) _____, they're a bit sweet. You can touch them with your (2) _____. I love bananas.

Example



bananas



tongue



hand



eyes

8

Look at the pictures and read the questions.
Write one-word answers.



Harry

Lina



Max

Examples

Who is younger than Lina?

Max

Who is taller than Lina?

Harry

Toby



Lisa



Joe

Questions

1. Who is shorter than Toby?

2. Who is taller than Toby?
