St. Joseph's Institute, Inc.
Candon City, Ilocos Sur

GRADE SCHOOL DEPARTMENT
School Year 2021-2022

Quarter 2

SELF-LEARNING MODULE 1

1 Week

TLE 6

Providing Alternative Uninterrupted Learning Instruction in the New Normal Education

Orchard Farms

_____
Learner's Name:

_____
Grade Level and Section:

MS. PRECIOUS JANNINE DEL ROSARIO
Writer/Teacher

LIVEWORKSHEETS

CURRICULUM CONNECTIONS

Life Performance Outcome (LPO):	**LPO3: Credible, Responsive COMMUNICATORS and TEAM PLAYERS** I am a credible, responsive communicator and team player, building harmonious community through active collaboration.
Program Outcome (PO):	PO1: Implement and maintain the basic technical, communication, interpersonal, and teamwork skills required for stable employment and advancement in the modern workplace.
Essential Performance Outcome (EPO):	EPO7: Willingly share responsibilities and participate actively in fostering group friendship, unity and effectiveness. LPO3, PO1, APC1
Content:	Willingly share responsibilities and participates actively in ➢ Orchard Gardening
Performance Standards:	Each Paulinian willingly share responsibilities and participate actively in applying their knowledge and skills in planting trees and fruit trees for income while fostering group friendship, unity and effectiveness.
Learning Outcomes/MELC:	**Acquisition** *Identify the following:* - *types of orchard farms* - *sources of fruit-bearing trees* - *how to care for seedlings* *TLE6AG-0c- 3* **Make Meaning** Discuss the different ways on how to care for seedlings (Added Competency) **Transfer** Willingly share and *prepares their layout design of an orchard garden using the information gathered* *TLE6AG-0c-4* *Develops plan for expansion of planting trees and seedling production* *TLE6AG-0g-8*

INTRODUCTION (EXPLORE):

Growing fruits in your garden is one of the most pleasurable experiences you can have in your garden. Eating produce that you have grown yourself gives satisfaction and happiness.

But before digging holes and buying tree seedlings from nurseries, you will need to spend some time planning and design the layout of your orchard.

What are the factors to consider when planting an orchard? What are different systems of planting? How are plants arranged in each system? In this module will answer these questions that will help us in planning our orchard garden.

LIVEWORKSHEETS

PRE-ASSESSMENT:

Choose from box correct answer. Write the letter of your answer on the space provided for.

a. Diagonal System	b. Orchard	c. Department of Agriculture	d. Rectangular System	e. Orchard Layout
f. Contour System	g. Square System	h. Agricultural Institution	i. Commercial Nursery	j. Triangular System

_____1. A source of fruit bearing trees that is run by private individuals usually offering landscaping materials and services.

_____2. It is a piece of land where trees or shrubs are maintained for food or commercial production.

_____3. It is the technique of planting the crops in a proper system.

_____4. This system is meant for hilly areas, where there is greater danger, of erosion. The trees are planted in a straight line from one side only.

_____5. It is school that offers a course related to agriculture and other plants studies.

_____6. In this system, trees are planted at the corners of equilateral triangle.

_____7. This is a square system with a filler tree planted in the middle of a square.

_____8. This is the simplest and widely used system of Laying out orchards.

_____9. They are responsible for any agricultural activities in terms of vegetables and fruits.

_____10. In this system, the area is divided into rectangle.

DISCUSSION (FIRM-UP):

Planning Orchard Garden

Orchard is a piece of land where trees or shrubs are maintained for food or commercial production.

To start an orchard farm both for profit and personal consumption, then the checklist below may help you in making a good orchard plan. A well-planned orchard will save you from frustrations that may result from hasty decisions.

Growing fruits is not easy as growing ornamental plants. Mistakes made in planning will affect the fruit production and the orchard sustainability. Evaluating all the factors involved should be done first before venturing into fruit growing business.

LIVEWORKSHEETS

Factors to Consider When Planning an Orchard



1. **Site Selection**
   - Make sure tall trees and buildings do not block the sun because fruit trees need a lot of sunlight to grow.
   - The site should have enough space for an orchard.
   - Look at the soil condition as well, drained soil is needed for fruit trees.

2. **Varieties and Sizes of Trees**
   - It is important to choose your fruit trees wisely for they grow significantly in size.

Here are some of the factors that you can consider when choosing fruit trees for your home orchard.

a. Size
Fruit trees come in different sizes. Look at the picture below.

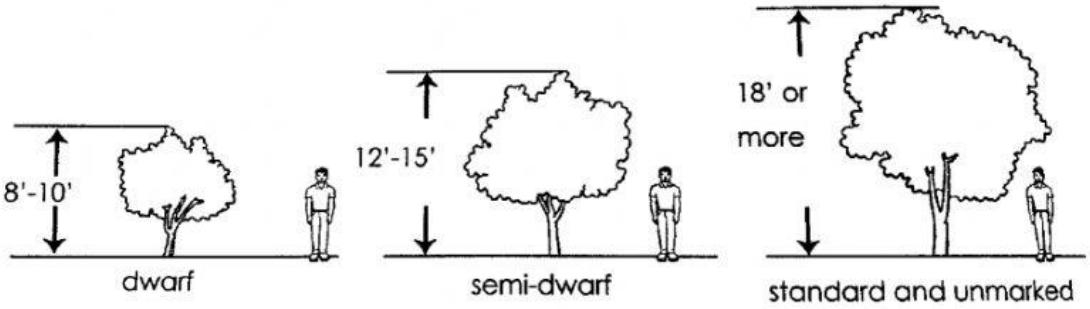

b. Purpose
If you want plenty of fruits and some shade, choose semi-dwarf or standard-size fruit trees. But if you want small amount of fruits, dwarf trees are just fine.

c. Care
If you want organic method in caring for your fruit trees, better choose disease-resistant trees.

Laying Out the Orchard

An **Orchard Layout** is the technique of planting the crops in a proper system. The method of planting to be adopted is selected after considering slope of land and utilizing the orchard space.

Most Used Systems of Planting Orchard Layout

Square System

- This is the simplest and widely used system of Laying out orchards. In the design, the area is divided into square. A tree is planted at each corner square.

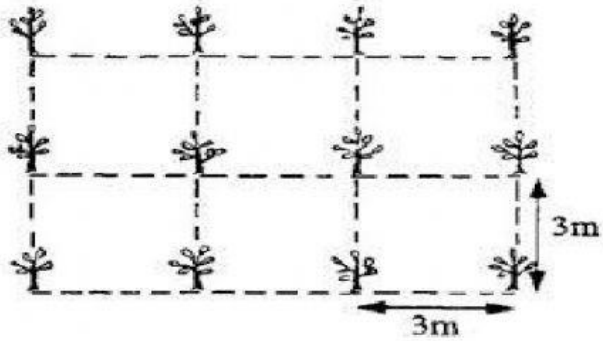

LIVEWORKSHEETS

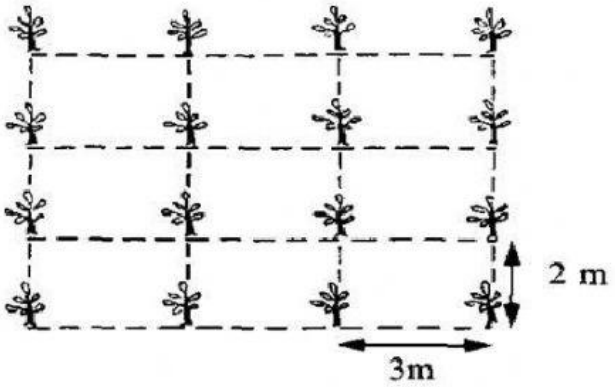

Rectangular System

- In this system, the area is divided into rectangle. A tree is planted at each corner of a rectangle.
- More plants can be accommodated here than square system.

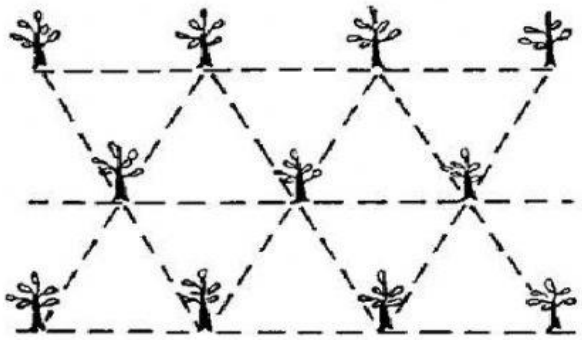

Triangular System

- In this system, trees are planted at the corners of equilateral triangle.

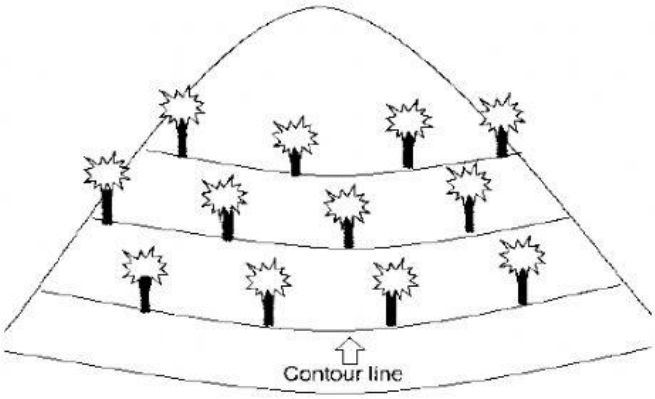

Contour System

- This system is meant for hilly areas, where there is greater danger, of erosion. The trees are planted in a straight line from one side only.

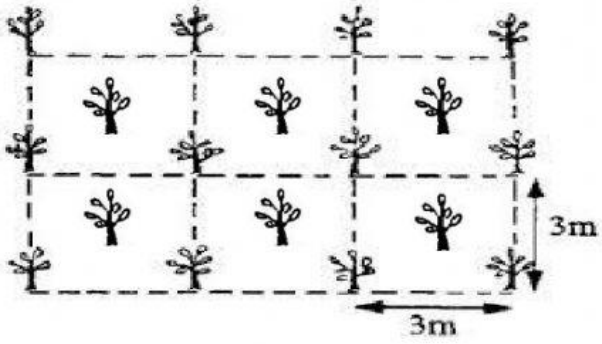

Diagonal System

- This is a square system with a filler tree planted in the middle of a square. This is done to make use of the space at the center of each square.

REMEMBER!

The layout of the orchard is a very important operation. Under this, the arrangement of fruit plants in the plot is carefully done to put the plants at a suitable distance for proper development and for accommodating the requisite number of plants per unit area in addition to improving the aesthetic look of the orchard.

LIVEWORKSHEETS

Sources of Fruit Bearing Trees

Young fruit bearing trees can come from many sources. Below, are some of the examples

1. Commercial Nursery
   - Run by private individuals usually offering landscaping materials and services.
2. Agricultural Institution
   - A school that offers a course related to agriculture and other plants studies.
3. Department of Agriculture
   - Responsible for any agricultural activities in terms of vegetables and fruits.
4. Bureau of Plant and Industry
   - They develop scientific improvement for each plant species in a locality and adjacent places.

Ways to Care for Seedlings

1. Give them plenty of light
   - As soon as the newborn seedling begins to emerge, it seeks light.
2. Keep the seedlings moist
   - Provide water to your seedling every couple of days. Do not soak the soil each night.
3. Feed the seedlings
   - The seedling does not need a lot of extra nutrients in its first few days of life.
4. Guard against Leggy Plants
   - Seedlings are leggy when their stem or stalk grows tall and thin and can hardly support the leaf structure. It is caused by insufficient sunlight and a sheltered.
5. Let the surface of the soil dry out between watering. Watering from the bottom is preferred.
6. Stir top of the soil around the seedling.

DEEPEN:

Activity 1
(LIVEWORKSHEET)

Look at the pictures below. Identify the system used in the following pictures. Write your answer on the space provided for.

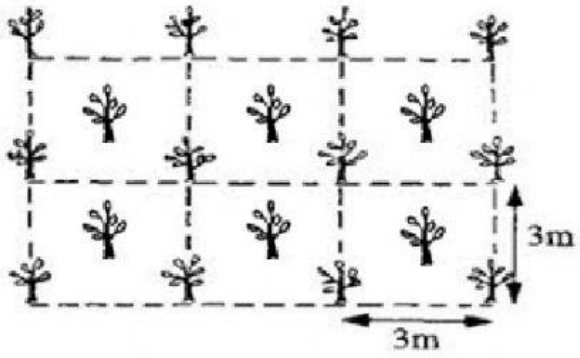

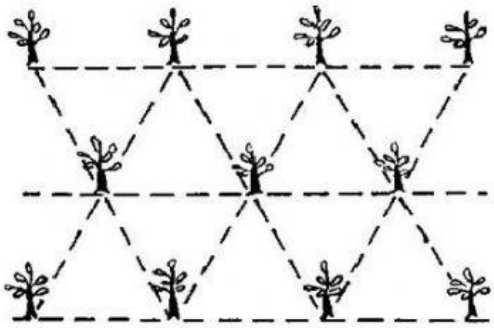

1._____ 2. _____

LIVEWORKSHEETS



3. _____

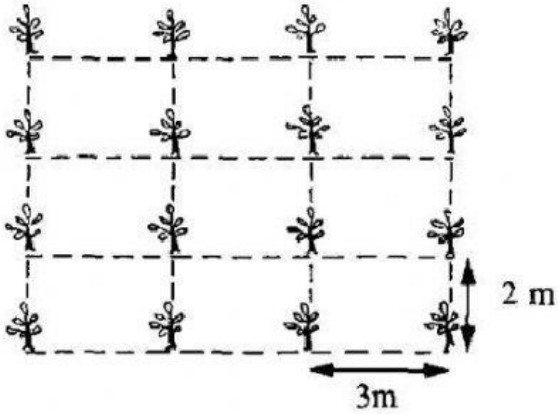

4. _____

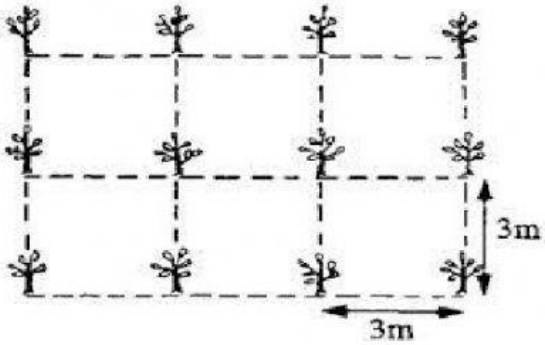

5. _____

Activity 2
(LIVEWORKSHEET)

Identify if the following are proper way of taking care of seedlings. Shade the thumbs up (👍) if it is, otherwise shade the thumbs down (👎).

👍	👎	1. You do not need to stir top of the soil around the seedling.
👍	👎	2. Give them plenty of sunlight by putting them in a place that is exposed to sunlight.
👍	👎	3. Avoid giving them fertilizers specially the inorganic fertilizer.
👍	👎	4. Provide water to your seedling every couple of days.
👍	👎	5. When watering your plants, watering it on the top is preferred.
👍	👎	6. Put fence in your plant to avoid destroying it by animals and people.
👍	👎	7. Remove the weeds that surrounds your plant.
👍	👎	8. To give extra nutrients to the plant, give fertilizers.

LIVEWORKSHEETS

Activity 3
(PERFORMANCE TASK)

Draw a layout design of your orchard garden base on your location, climate, and market demands. Be creative in drawing the layout of your orchard garden.

Criteria: Creativeness – 13
Appropriateness - 12
Color – 5
Cleanliness – 5

LOCATION: _____

CLIMATE: _____

MARKET DEMANDS: _____

SYSTEM USED: _____

REASON WHY YOU CHOOSE THAT SYSTEM:

_____
_____
_____
_____
_____
_____
_____

DRAW HERE:

LIVEWORKSHEETS

VALUES INTEGRATION

Planning is important in our life because it can help us in reaching our objectives or goals in life. It is also good essential for making decisions on where to go and what to do next. Before doing anything, you need to think carefully for you not to regret your decisions.

POST-ASSESSMENT (TRANSFER):

LIVEWORKSHEET: Choose the letter of the correct answer. Write the letter only.

_____1. It is school that offers a course related to agriculture and other plants studies.
   a. Commercial Nursery
   b. Agricultural Institution
   c. Department of Agriculture

_____2. They are responsible for any agricultural activities in terms of vegetables and fruits.
   a. Commercial Nursery
   b. Agricultural Institution
   c. Department of Agriculture

_____3. This is a square system with a filler tree planted in the middle of a square.
   a. Square System
   b. Triangular System
   c. Contour System

_____4. In this system, trees are planted at the corners of equilateral triangle.
   a. Square System
   b. Triangular System
   c. Contour System

_____5. A source of fruit bearing trees that is run by private individuals usually offering landscaping materials and services.
   a. Commercial Nursery
   b. Agricultural Institution
   c. Department of Agriculture

_____6. This is the simplest and widely used system of Laying out orchards.
   a. Square System
   b. Triangular System
   c. Contour System

_____7. It is the technique of planting the crops in a proper system.
   a. Orchard Farm
   b. Orchard
   c. Orchard Layout

_____8. In this system, the area is divided into rectangle.
   a. Square System
   b. Triangular System
   c. Rectangular System

LIVEWORKSHEETS