

Full name: _____ Nickname: _____ Class: _____

**CAMBRIDGE STARTERS END OF COURSE TEST
LISTENING – PART 1 – 5 QUESTIONS**

Listen and draw lines. There is one example.



PART 2 – 5 QUESTIONS

Read the questions. Listen and write a name or a number. There are two examples.

<i>Examples:</i>	What is the new girl's name?	Kim
	How old is the new girl?	8
1. What is Kim's family name?		
2. Where does Kim live?		In Street
3. What number is Kim's house?		
4. What is the name of Kim's horse?		
5. How old is Kim's horse?		Mrs.

PART 3 – 5 QUESTIONS

Listen and tick (✓) the box. There is one example.

Example: What animal has Alex got in his bedroom?	A. <input type="checkbox"/>	B. <input type="checkbox"/>	C. <input type="checkbox"/>
1. Which picture are May and Sam looking at?	A. <input type="checkbox"/>	B. <input type="checkbox"/>	C. <input type="checkbox"/>
2. What are Mrs. Good's class doing this afternoon?	A. <input type="checkbox"/>	B. <input type="checkbox"/>	C. <input type="checkbox"/>
3. What is Mum's favourite fruit?	A. <input type="checkbox"/>	B. <input type="checkbox"/>	C. <input type="checkbox"/>
4. Which dog is Anna's?	A. <input type="checkbox"/>	B. <input type="checkbox"/>	C. <input type="checkbox"/>
5. What is Lucy wearing?	A. <input type="checkbox"/>	B. <input type="checkbox"/>	C. <input type="checkbox"/>

PART 4 – 5 QUESTIONS

Listen and colour. There is one example.



READING and WRITING – PART 1 – 5 QUESTIONS

Look and read. Put a tick (✓) or cross () in the box. There are two examples.

<i>Examples:</i>	These are grapes.	✓
	This is a house.	

1. This is a helicopter.	
2. This is a clock.	
3. These are shells.	
4. This is a shock.	
5. These are chairs.	




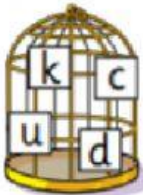


PART 2 – 5 QUESTIONS







Look and read. Write YES or NO.

<i>Examples:</i>	There are two armchairs in the living room.	YES
	The big window is open.	NO
	1. The man has got black hair and glasses.	
	2. There is a lamp on the bookcase.	
	3. Some of the children are singing.	
	The woman is holding some drinks.	
	5. The cat is sleeping under an armchair.	

PART 3 – 5 QUESTIONS

Look at the picture. Look at the letters. Write the words. There is one example.


<i>Example:</i>			snake	
<i>Questions:</i>	1		-----	
	2		-----	

3		<p>-----</p>	
4		<p>-----</p>	
5		<p>-----</p>	


PART 4 – 5 QUESTIONS

Look at the picture. Look at the letters. Write the words. There is one example.

Lizards



Lots of lizards are very small *animal* but some are really big. Many lizards are green, grey or yellow. Some like eating (1) and some like eating fruit. A lizard can run on its four (2) and it has a long (3) at the end of its body. Many lizards live in (4)but, at the beach, you can find some lizards on the (5) Lizards love sleeping in the sun



PART 5 – 5 QUESTIONS

Look at the pictures and read the questions. Write **ONE-WORD** answers.



Examples:

Where are the people?

in the kitchen

How many children are there?

two

Questions:

1. What are children playing with?

some toy



2. What is mum standing on?

a.....

3. Where is the spider?

on Mum's



4. Who is pointing?

the

5. Where are the children?

in the

Scores: **Listening** / **R&W**