

Test theme 8:
Places and directions
Time: 45 minutes

1

Listen and draw lines. There is one example.

Adam



Joe



Toby



2

Read the question. Listen and write a name or a number.
There are two examples.



Examples

Where's the book shop?

Water Street

How many books does the girl want?

2

Questions

① Where's the supermarket?

_____ Street

② How many potatoes does she want?

3

Listen and tick (✓) the box. There is one example.

Example

Where's Toby going?



A ☐



B ☐



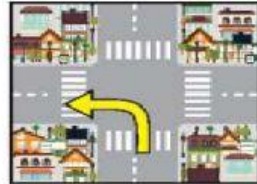
C ☒

Questions

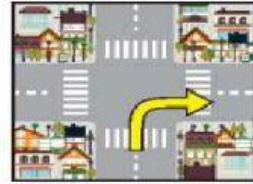
① How do you get to the park?



A ☐



B ☐



C ☐

② Where's Amy?



A ☐



B ☐



C ☐

Look and read. Put a tick (✓) or a cross (✕) in the box.
There are two examples.

Examples



It's a campsite.



It's a zoo.



Questions

①



It's a street.



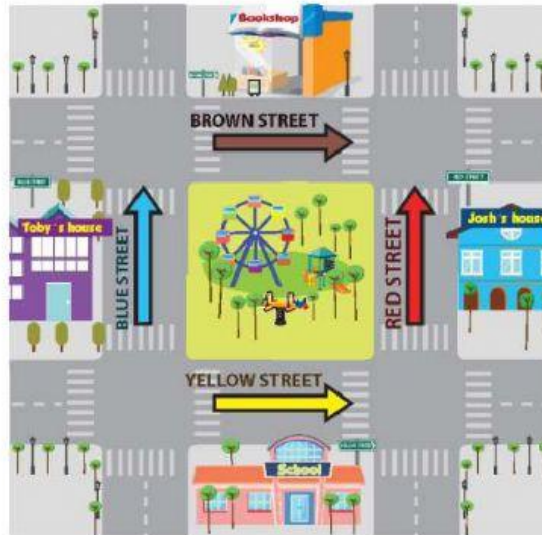
②



It's a market.



Look and read. Write Yes or No.



Examples

Toby's house is on Blue Street? Yes

The school is on Brown Street? No

Questions

① Josh's house is on Yellow Street? _____

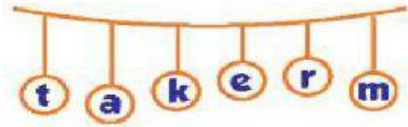
② The book shop is on Brown Street? _____

Look at the pictures. Look at the letters. Write the words.

Example



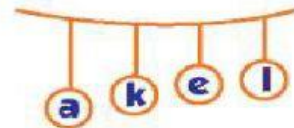
m a r k e t



Questions

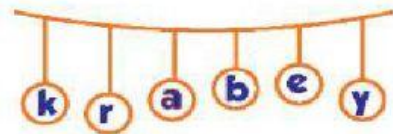
①






②





Look at the pictures and read the questions. Write one-word answers.



Examples

Where's Toby going?

To the campsite.

How do you get to the lake?

Go straight.

Questions

① Where's Lisa going?

To the _____.

② How do you get to the zoo?

Turn _____.