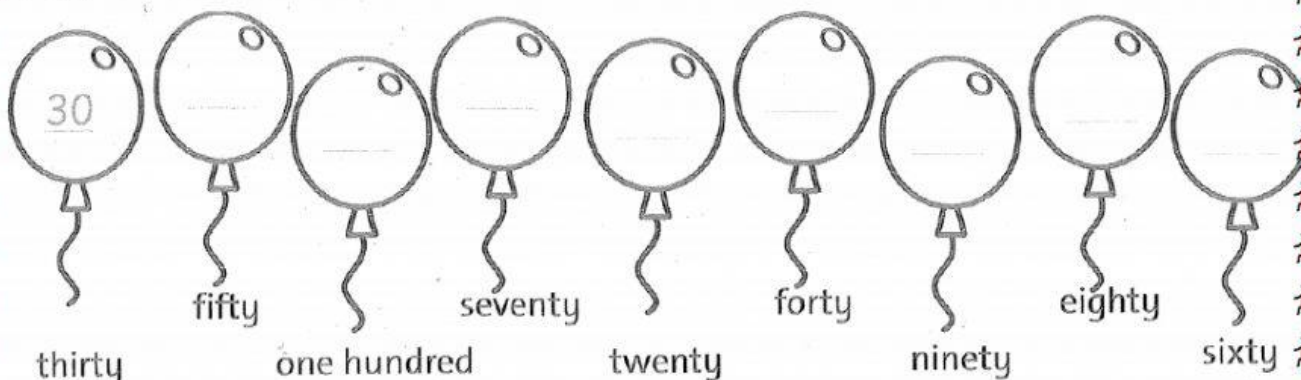


Your name: _____

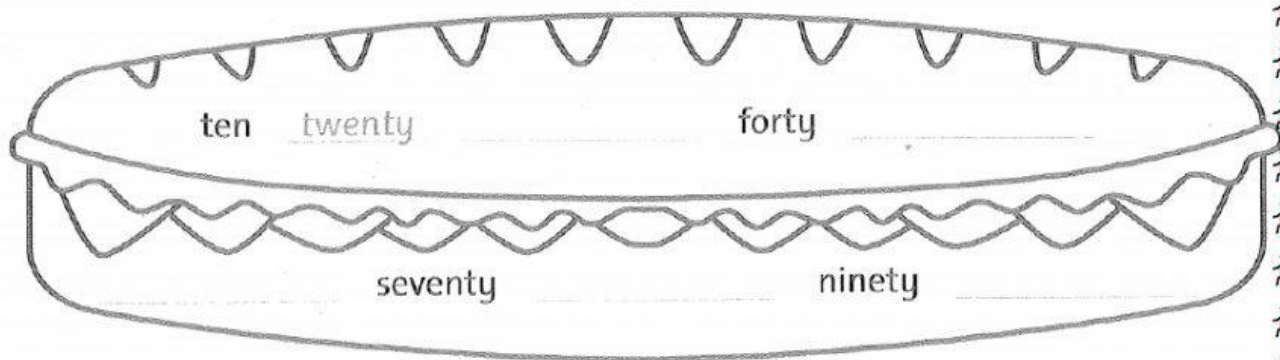
Class: _____

Lesson Three Words

1 Write the numbers.




2 Now write the number words in order.



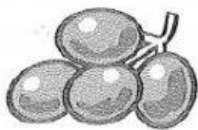
Lesson Four Phonics

1 Say the sound. Say the words. Circle the word that contains that sound.

- 1 **gr** frisbee grapes bread 2 **br** brush frog grass
3 **fr** frog brush bread 4 **gr** brush frisbee grass

2 Listen and circle the letters at the beginning of each word.  of

1

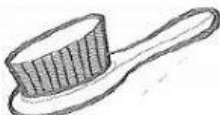


gr

fr

br

2



fr

br

gr

3



gr

fr

br

4



br

gr

fr

3 Write.

juice

grapes

frisbee

friends

grass

bread

There are ¹grapes and ²_____.

And ³_____ in a glass.

Friends together,

In the green, green ⁴_____.

Play with a ⁵_____.

Play with a ball.

The ⁶_____ have fun

With the big, brown ball.



Reading

1 Read.

Kate: Let's look in our lunchboxes.

Simon: Yes, what do we have?

Kate: Do you have a sandwich?

Simon: Yes, I do. I have an egg sandwich.

Kate: Do you have chicken?

Simon: No, I don't. But I have salad. And I have a cookie. Do you have a cookie?

Kate: No, but I have a cheese and tomato sandwich. I don't have salad, but I have a yogurt.



2 Read again. Check (✓) what they have.

	Simon	Kate
1 cookie	✓	
2 egg sandwich		
3 salad		
4 chicken		
5 cheese and tomato sandwich		
6 yogurt		

3 Read again. Write yes or no.

1 Simon has a cookie. yes

2 Kate doesn't have a cookie. _____

3 Simon doesn't have salad. _____

4 Kate has salad. _____

5 Simon has an egg sandwich. _____

6 Kate has a yogurt. _____

Writing

1 Write . or ? at the end of each sentence.

1 Does he have a pizza

Does he have a pizza?

2 I have an apple

3 Do you have a sandwich

4 No, I don't

5 Do you like yogurt

About me!

2 Circle the food you have for lunch today.

salad

noodles

pizza

milkshake

sandwich

yogurt

rice

cookie

orange


apple

pear

banana

chicken

3 Draw and write about what you have for lunch.



I have noodles for lunch.

I have _____

I _____

I don't have _____

I _____