Unidad Educativa
Galileo Galilei

Nombre: …….

Matemática 10mo EGB

Tema: Representación gráfica de las inecuaciones

Profesor. Ing. Lorena Pazmiño

Coloque la inecuación que representa cada gráfico

1. _____

2. _____

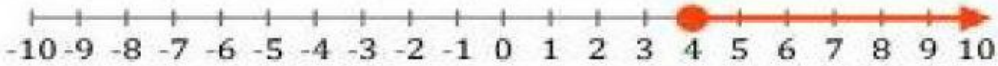

3. _____

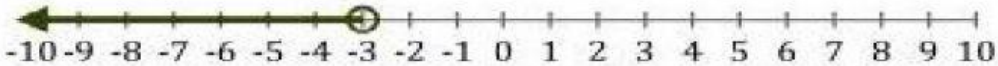

4. _____



5. _____



$x < -3$	$x < -6$	$x \geq -9$	$x < 8$	$x \geq 4$
$x > -6$	$x \geq 8$		$x \leq 4$	$x \leq -3$
$x \geq 8$	$x \geq 3$		$x > -9$	$x \geq -6$

LIVEWORKSHEETS