Form 3

Chapter 6: Angles and Tangents of Circles

NAMA GURU:

NAME:

CLASS:

6.1 ANGLE AT THE CIRCUMFERENCE AND CENTRAL ANGLE SUBTENDED BY AN ARC.

1. Drag the choices of answers and put in the spaces provided.

O is the centre of the circle. Find the values of x and y.

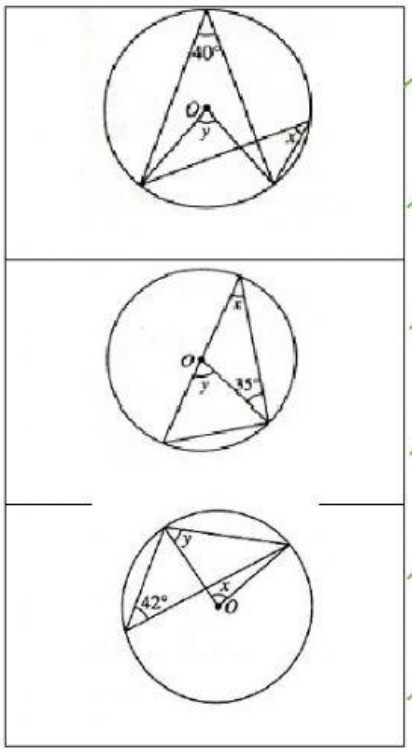

Value of x =

Value of y =

Value of x =

Value of y =

Value of x =

Value of y =

35^0

84^0

40^0

48^0

80^0

70^0

2. **O is the centre of the circle. Find the value of x.** (Choose 1 answer)

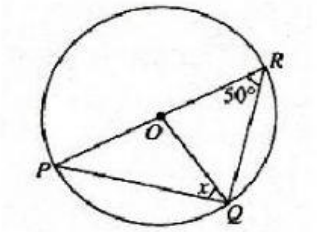

50^0 48^0 62^0 40^0

LIVEWORKSHEETS

3. O is the centre of the circle. Find the value of *x*. (Choose 1 answer)

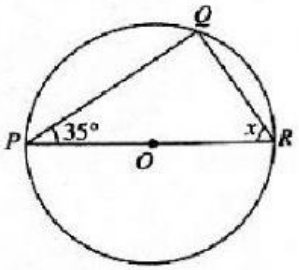

55^0 65^0 60^0 50^0

4. Drag the choices of answers and put in the spaces provided.

110^0 50^0 55^0 20^0

In the diagram, O is the centre of the circle which passes through X, Y and Z . Given $\angle XOY = 40^0$ and XZ is parallel to YO.

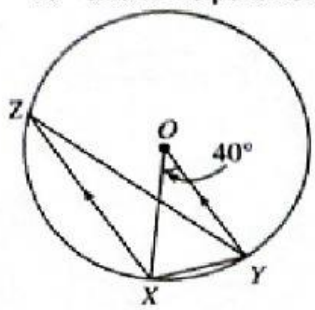

Value of $\angle XZY$ =

Value of $\angle ZYX$ =

In the diagram, O is the centre of the circle which passes through points A, B and C. Given the reflex angle AOC is 220^0. Find the values of x and y.

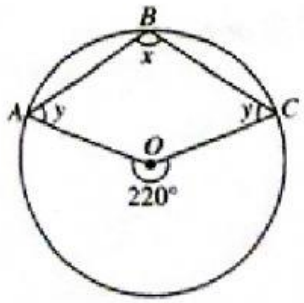

Value of $\angle x$ =

Value of $\angle y$ =

LIVEWORKSHEETS

6.2 CYCLIC QUADRILATERALS.

5. Drag the choices of answers and put in the spaces provided.
   Find the values of x and y in the diagram below.

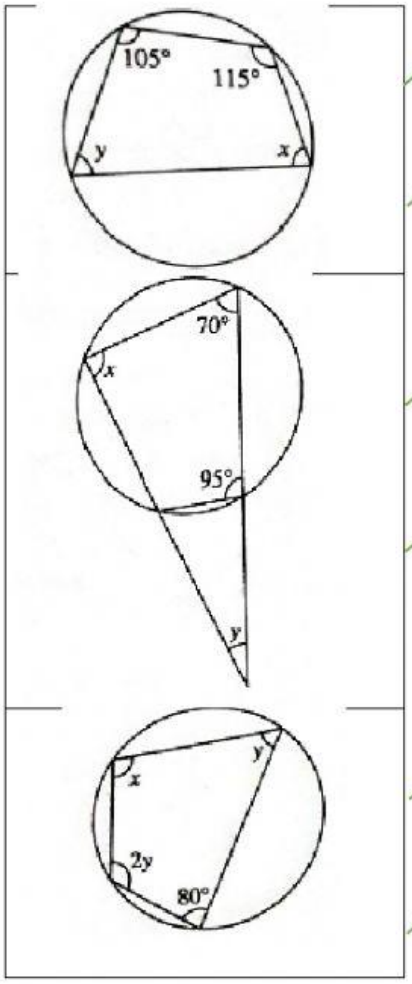

Value of x =

Value of y =

Value of x =

Value of y =

Value of x =

Value of y =

85^0

100^0

75^0

60^0

65^0

25^0

6. **In the diagram, RST is a straight line.**

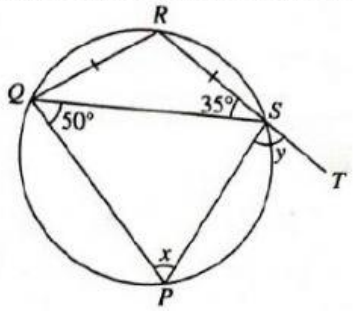

Given RQ = RS, find the values of x and y.

$x = 25^0$ $y = 55^0$

$x = 70^0$ $y = 100^0$

$x = 75^0$ $y = 85^0$

LIVEWORKSHEETS

7. **In the diagram, UOS is the diameter of a circle with centre O. PQR is a staright line.**

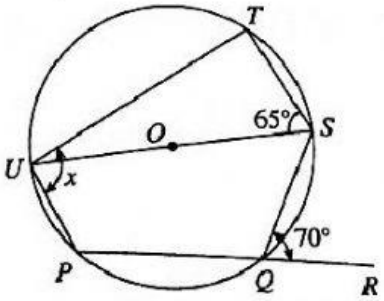

Find the value of x.

68^0	71^0	78^0	95^0	110^0	87^0

6.3 TANGENTS TO CIRCLES.

8. **OT is the radius of the circle and PQ is the tangent.**

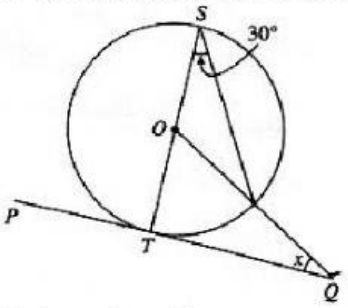

Find the value of x.

30^0	32^0	38^0	45^0	50^0	57^0

9. **TA dan TB are two tangents to the circle with centre O**

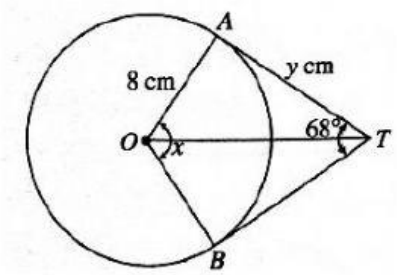

Find the value of x and y.

$x = 97^0$	$x = 105^0$	$x = 112^0$	$y = 12.54$	$y = 11.86$	$y = 14.10$

LIVEWORKSHEETS