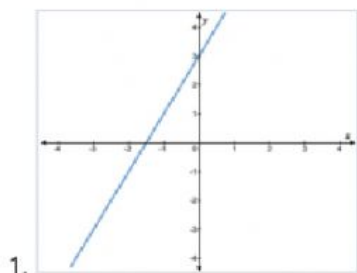


MATH 8 – 2nd Quarter

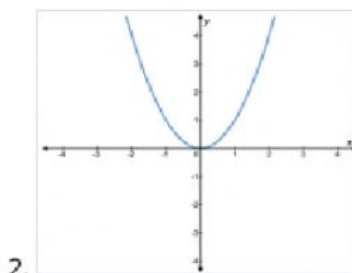
Name: _____

Grade Level/Section: _____

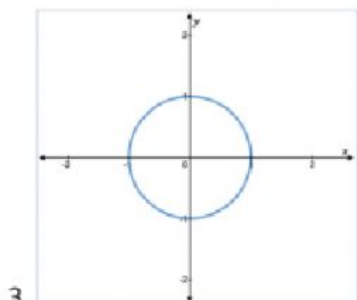
G. Determine whether the given graph represents a function or not by writing **TRUE** if it is a **FUNCTION**; otherwise **FALSE** on the space provided.



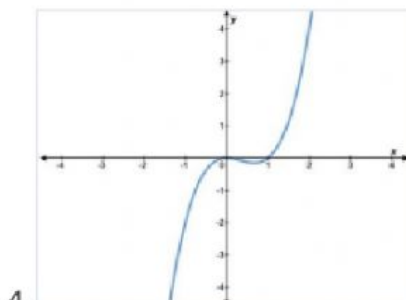
Answer: _____



Answer: _____



Answer: _____



Answer: _____