2 Carta palang berikut menunjukkan paras air dalam darah sebelum dan selepas minum air.
The following bar chart shows the water level in blood before and after drinking.

5

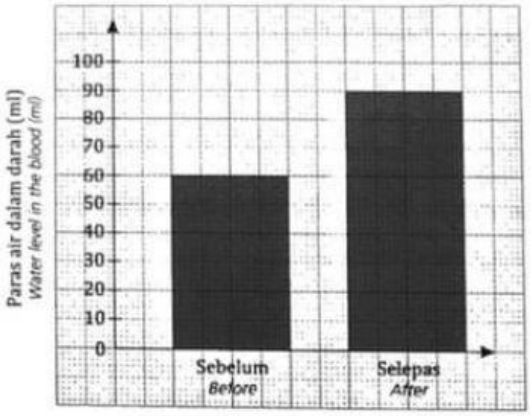

Tandakan (✓) sistem yang terlibat dalam pengawalaturan kandungan air di dalam badan. TP2
Mark (✓) the systems involved in the regulation of the water content in the body.

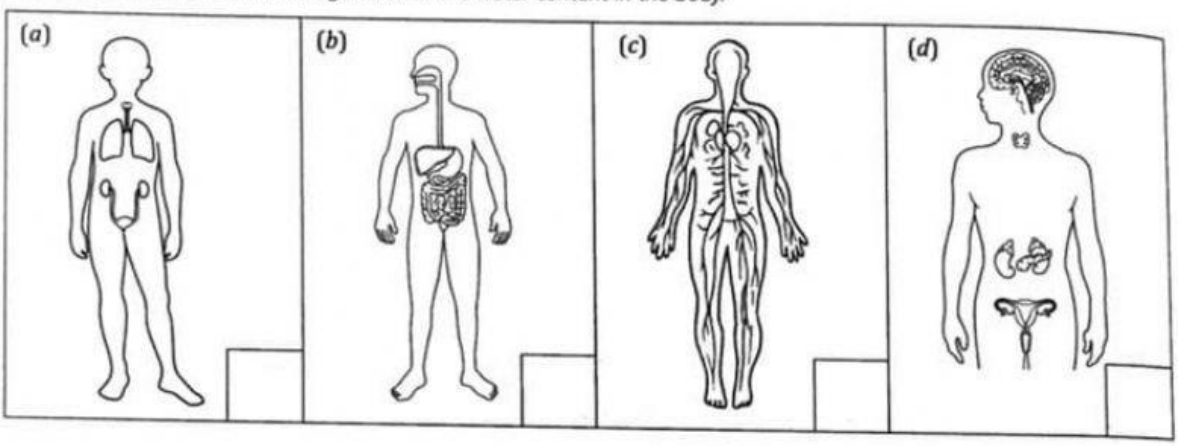

3 **Bulatkan organ-organ yang terlibat dalam pengawalaturan kandungan air di dalam badan.** TP2
Circle the organs involved in the regulation of water content in the body.

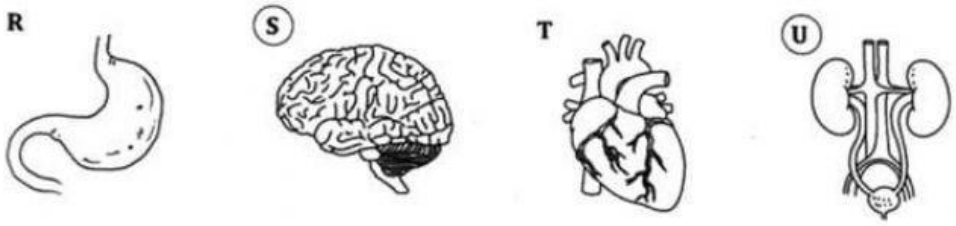

4 Tulis **BENAR** atau **PALSU** bagi pernyataan berikut berdasarkan carta palang di **2**. TP3
*Write **TRUE** or **FALSE** for the following statements based on the bar chart in **2**.*

Pernyataan *Statement*	**BENAR/ PALSU** *TRUE/ FALSE*
(*a*) Kandungan air di dalam badan menurun selepas minum air. *The water content in the body decreases after drinking.*	
(*b*) Air kencing yang pekat dihasilkan. *More concentrated urine is produced.*	
(*c*) Ginjal meningkatkan penghasilan air kencing selepas minum air. *The kidneys increase the production of urine after drinking.*	
(*d*) Air kencing yang dihasilkan lebih cair. *The urine produced is more dilute.*	

LIVEWORKSHEETS