بِسْمِ ٱللَّهِ ٱلرَّحْمَٰنِ ٱلرَّحِيمِ

SD Darul Hikam
Berakhlak Berprestasi

TEMATIK TEMA 3
"PECAHAN"

Nama :

Kelas :

Simak video pengantar berikut!

1. Beri **tanda huruf v (jika benar) dan tanda huruf x (jika salah)** di dalam kotak pada bangun yang di bagi menjadi bagian-bagian sama besar.

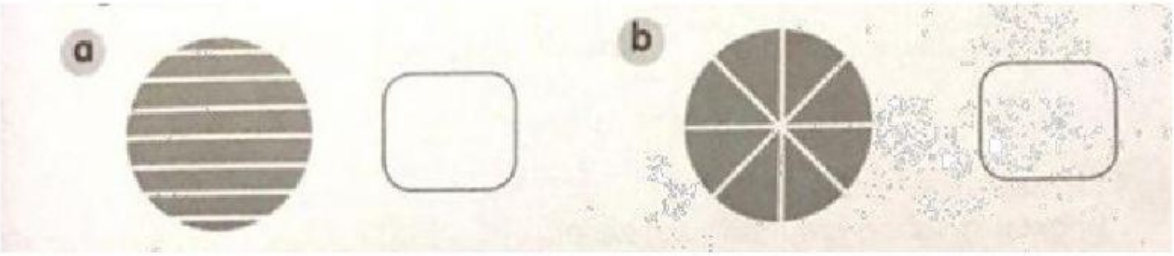

LIVEWORKSHEETS

c

d

e



f

g

h



2 Pelajari gambar berikut ini. Kemudian, isilah bagian yang kosong.

a

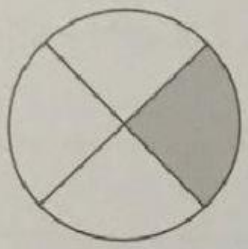

Lingkaran dibagi menjadi

[ ] bagian sama besar.

[ ] bagian dari lingkaran diarsir.

b

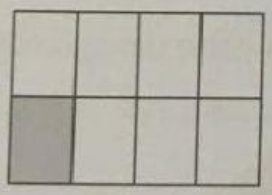

Persegi panjang dibagi menjadi

[ ] bagian sama besar.

[ ] bagian dari persegi panjang diarsir.

LIVEWORKSHEETS

4 Beri tanda silang (**X**) pada gambar yang tidak sesuai dengan pecahannya.

a

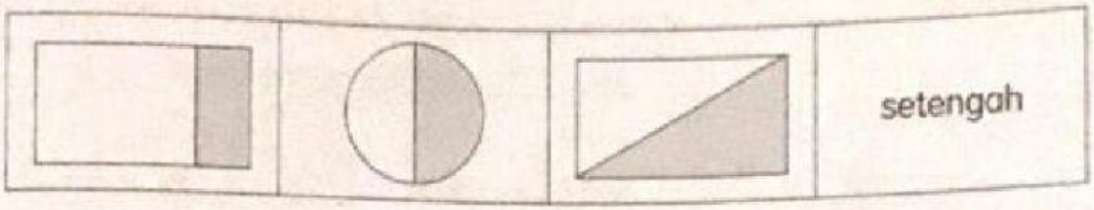

b

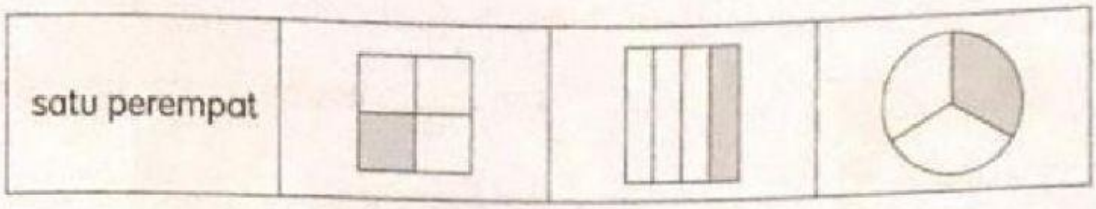

c



d

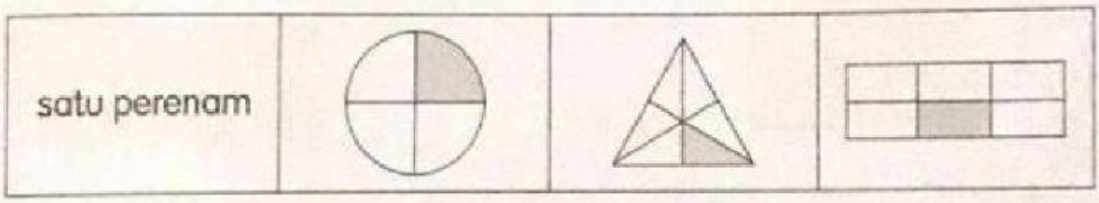

e

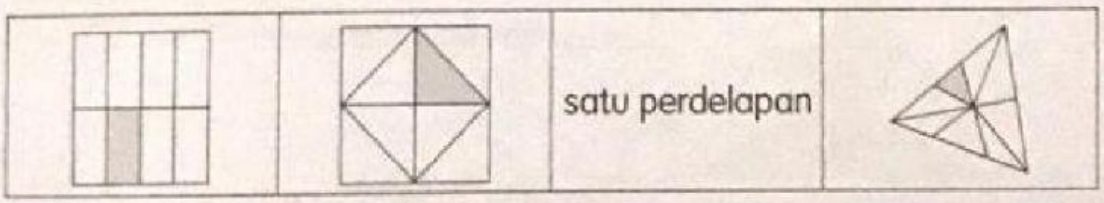

LIVEWORKSHEETS

5 Isilah bagian yang kosong.

Contoh

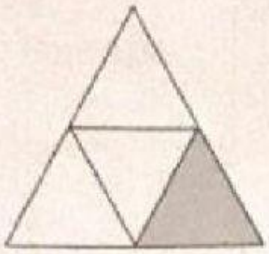

1 dari 4 bagian sama besar diarsir.

$\frac{1}{4}$ dari figur diarsir.

a

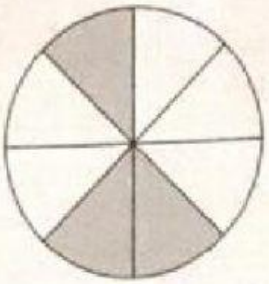

_____ dari _____ bagian sama besar diarsir.

_____ dari figur diarsir.

b



_____ dari _____ bagian sama besar diarsir.

_____ dari figur diarsir.

c

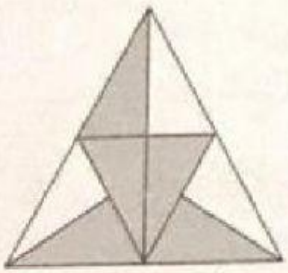

_____ dari _____ bagian sama besar diarsir.

_____ dari figur diarsir.

LIVEWORKSHEETS

6 Beberapa bagian dari setiap figur diarsir.
Berapa bagian dari setiap figur yang diarsir?
Tuliskan pecahannya di dalam kotak yang tersedia.

a

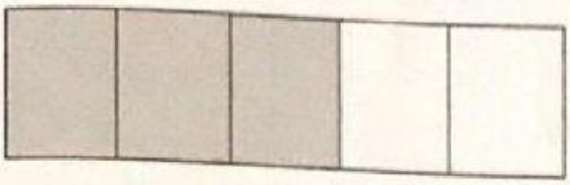

b

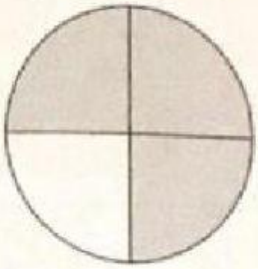

c

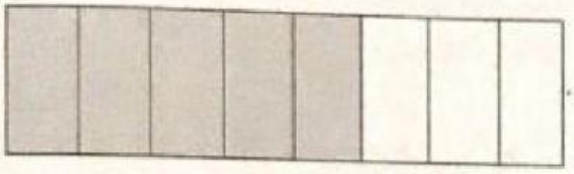

d

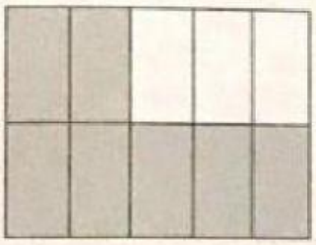

e



ٱلْحَمْدُ لِلَّهِ رَبِّ ٱلْعَٰلَمِينَ

LIVEWORKSHEETS