Grade 11 Unit 3 Lesson 3.7 HS Worksheet

STARTER What are they?

Do you recognise the different parts of the digestive system? Label each image with the correct name using the words in the table.

small intestine	pancreas	liver
mouth	large intestine	stomach

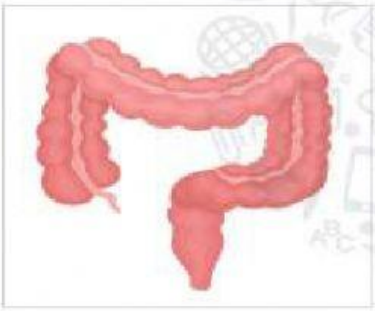

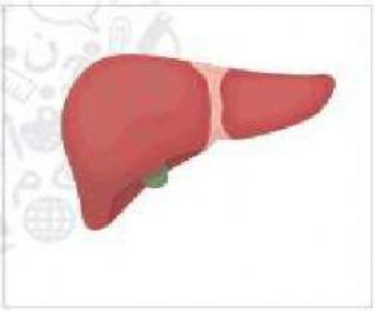

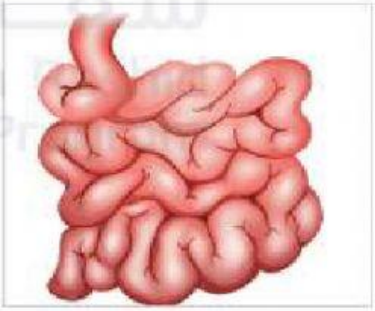

LIVEWORKSHEETS

Circle the three organs in the digestive system that food does **not** travel through but are still very important for digestion.

The pancreas	The stomach	The mouth
The gall bladder	The liver	The large intestine

Put the steps of digestion into the correct order. The first one has been done for you.

	Number
The digestion process starts when food enters the mouth.	1
The small intestine breaks down the mixture so that the body can absorb all the vitamins, minerals, proteins, carbohydrates and fats.	
In the stomach, the food is mixed with enzymes and acids that break it down into very small pieces.	
The stools then pass to the rectum and finally on to the anus where they are passed out of the body.	
When the food is swallowed, it travels through the oesophagus into the stomach.	
In the large intestine, the water contained in the stools is removed.	

LIVEWORKSHEETS