


# PICTOGRAMS

## Part 3

### Making Pictograms

Ahmad is buying some packets of fruit juice.





How many packets of fruit juice of each type are on the shelves?



Juice	Number of packets
Apple	18
Orange	8
Pear	14
Mango	8

Complete the pictogram and drag the correct pictogram to its group.

### Number of Packets of Fruit Juice

<input type="checkbox"/> (2) <input type="checkbox"/> (4) <input type="checkbox"/> (4) <input type="checkbox"/> (4) <input type="checkbox"/> (4)			
 <b>18</b> Apple	 <input type="text"/> Orange	 <input type="text"/> Pear	 <input type="text"/> Mango
Each <input type="checkbox"/> stands for 4 packets of fruit juice.			

Choose and drag it!

