

TOPIC: PARTS OF A PLANT – ROOTS AND STEM



Instructions to parents/guardians:

Step 1:

1. Please search on Google and choose a clear picture of a plant/tree which shows its complete parts.
2. Tell them briefly what the parts of a plant are made of.

Step 2:

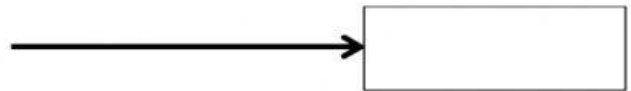
1. Parents are to introduce each part of the plants: **roots, stem, branches, leaves, flower and fruit.**
2. Explain that the **roots** help **to hold the plant in the ground: just like the legs and feet of a human**, and it also **absorbs all the water and minerals too.**
3. Then continue to tell them that the **stem** acts like the "body" to the plant because it **holds up the plant - supports the branches, leaves and other parts, as well as to transport water and nutrients ("food") to other parts of the tree.**

Part of the plant	Name	Function
	roots	<ul style="list-style-type: none"> ✓ to hold the plant in the ground (just like the legs and feet of a human) ✓ absorbs all the water and minerals
	stem	<ul style="list-style-type: none"> ✓ hold up the plant ✓ supports the branches, leaves and other parts (acts like the "body" to the plant) ✓ transports water and nutrients ("food") to other parts of the tree

Step 3:

1. Recap : get them to point each part of the plant while you say it.
2. Complete the worksheets.

Drag and drop the correct parts of the tree. Label the parts.





roots

stem