

# PICTOGRAMS











## Part 2


### EXERCISE 1:



After their walk, Baharin and his friends were very hungry. The pictogram below shows the amount of food they ate.

### Amount of Food Eaten

Roti prata		
Noodles		
Fishball soup		
Pie		
Nasi lemak		

Each  stands for 2 helpings of food.

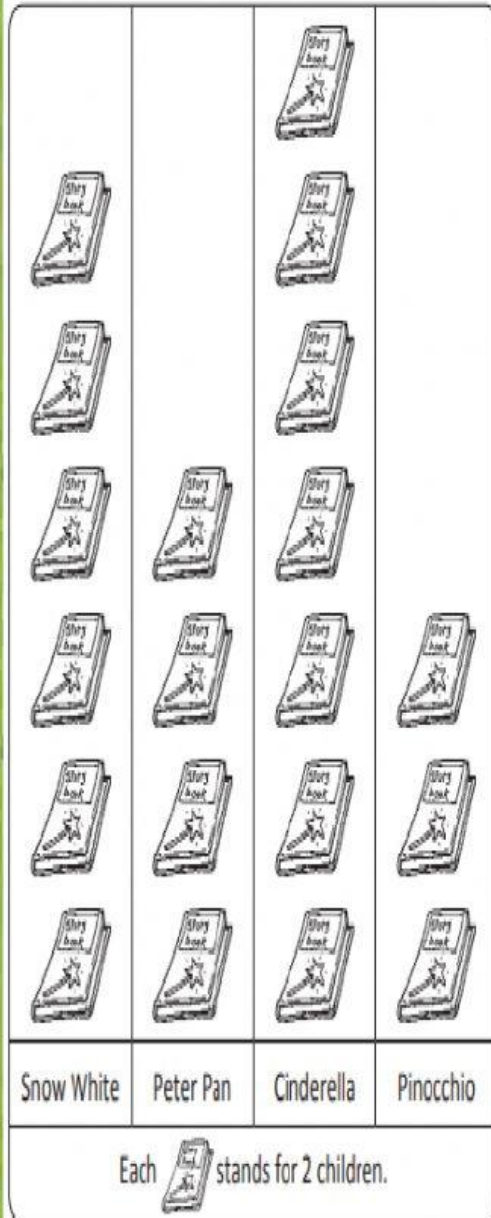
- (a) They had \_\_\_\_\_ helpings of roti prata.  
(Hint: Count the Roti Prata)
- (b) They had the same number of helpings of \_\_\_\_\_ as roti prata.  
(Hint: What food is the same amount with Roti Prata)
- (c) They had \_\_\_\_\_ more helpings of noodles than nasi lemak.  
(Hint: Noodles subtract Nasi Lemak)
- (d) They had \_\_\_\_\_ helpings of noodles and nasi lemak altogether.  
(Hint: Add Noodles and Nasi Lemak)



## EXERCISE 2:

Haryati and her classmates are telling one another what their favourite fairy tale characters are.  
This pictogram shows their choices.

Our Favourite Fairy Tale Characters



Choose the correct answer.

(a) How many types of fairy tale characters are shown?

5 characters

4 characters

(b) Which is the most popular fairy tale character?

Cinderella

Snow White

(c) Which is the least popular fairy tale character?

Peter Pan

Pinocchio

(d) How many children chose Peter Pan as their favourite character?

8 children

10 children

(e) How many children chose Cinderella as their favourite character?

16 children

14 children

(f) How many more children chose Snow White than Peter Pan as their favourite character?

4 more children

2 more children

