

Name: _____

1. Write the number shown by the tally marks

|||||

|||||

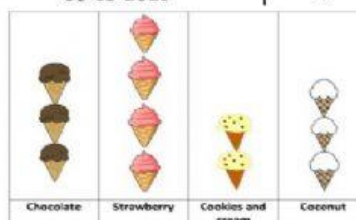
2. This two- way table shows the staff at Colombo Britannic's school.
Complete the chart

	Male	Female	Total
Directors	1	2	
Coordinators	3	8	
Pre school Teachers	2	16	
Primary teachers	14	26	
Total			




Answer the questions

- How many Female coordinators are there?
- How many Male pre school teachers are there?
- How many primary school teachers are there in total?
- How many primary coordinators are there in total?

3. In a grade the teacher answer what is the favorite ice cream.



Select your answers.

1. Which flavour is liked the most? 
2. Which flavour is liked the least? 
3. Which flavour is liked the same? 

4. The graph shows data about students who joined different school activities.



1. Which activity was joined the most? _____
2. Which activity was joined the least? _____
3. Which activity was joined by more students, singing or painting? _____