

Actividad Virtual



SUBJECT: English
GRADE: 1st
DATE: October 25th,26th,27th,28th,29th
TEACHER: Gloria Peña Novoa

WILD ANIMALS

I. EXPECTED LEARNING:

COMPETENCE	PERFORMANCE	PURPOSE	ATITUDES
C1: SE COMUNICA ORALMENTE EN INGLÉS	Recupera información explícita en los textos orales que escucha en inglés, en situaciones comunicativas específicas, con vocabulario conocido; para ello, se apoya en lenguaje audiovisual, gestos y expresiones corporales del emisor.	**Recupera información de textos orales identificando el vocabulario.**	**Valora y protege los bienes comunes y compartidos**

II. SEQUENCE OF ACTIVITIES:

- Teacher greets the students.
- Teacher presents the topic with a video.
- Students guess the topic.
- Teacher explains the vocabulary about the animals.
- Students review the vocabulary.
- Students look for the words and write it down.
- Students listen and circle the correct animal.
- Students answer the questions about the length and size of the animals.
- Students draw examples of big/small and long/short animals.
- Students share their drawings
- Students evaluate themselves.

III. ASSESMENT:

CRITERIA	EVIDENCES	TOOLS
Identify the animals using adjectives	Oral participation	Checklist
Answer questions.		

BIBLIORAPHY

LIVEWORKSHEETS

Actividad Virtual

ANIMALS



Shark



Giraffe



Lion



Elephant



Monkey



Crocodile



Tiger



Horse



Zebra

LIVEWORKSHEETS

Actividad Virtual

LET'S PRACTICE

monkeyzebracrocodiletigerelephant sharklionzebrahorse

1. FIND THE WORDS AND CIRCLE, THEN WRITE IT.

1. _____
2. _____
3. _____
4. _____
5. _____
6. _____
7. _____
8. _____
9. _____

2. LISTEN AND CIRCLE THE ANIMAL

1





4





3





5





3





6





LIVEWORKSHEETS

Actividad Virtual

3. ANSWER THE QUESTIONS

1. Who is **LONG**?





Zebra

Cat

2. Who is **SHORT**?





Lion

Monkey

3. Who is **BIG**?





Crocodile

Elephant

4. Who is **SHORT**?





Rabbit

Shark

5. Who is **LONG**?





Zebra

Mouse

6. Who is **BIG**?





Tiger

Dog

7. who is **SMALL**?





Fish

Giraffe

8. Who is **SHORT**?

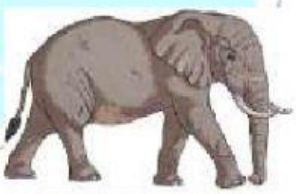



Elephant

Bird

LIVEWORKSHEETS

4. DRAW A BIG/SMALL ANIMAL EXAMPLE

BIG	SMALL

5. DRAW A LONG/SHORT ANIMAL EXAMPLE

LONG	SHORT

SELF ASSESMENT

Paint the starts evaluating your work.

Oral expression	
I know the wild animals	
I can describe an animal	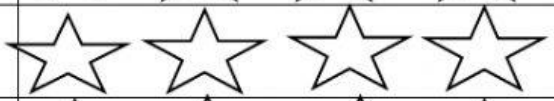
The lesson was easy	

LIVEWORKSHEETS