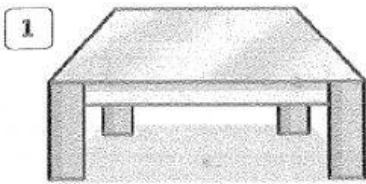
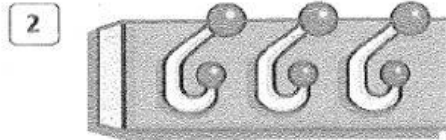


Lesson One Words


© 1 Look at the picture and the letters. Write the word.



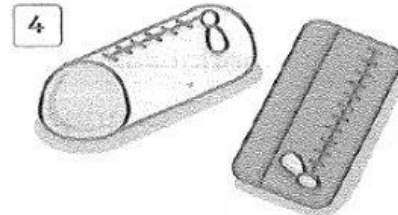
b e
l t a



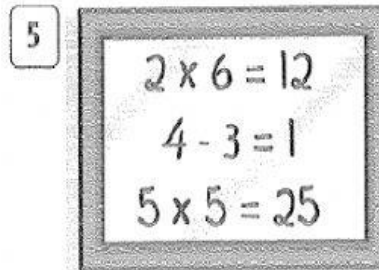
k o
o a o
c t h s



s m
u t c
o e r
p



e
s a c
l s i c
n e p



b
d a
o r

2 Look again and write.

1 There is a new table.

2 There are new _____.


3 There are new _____.

4 There are new _____.

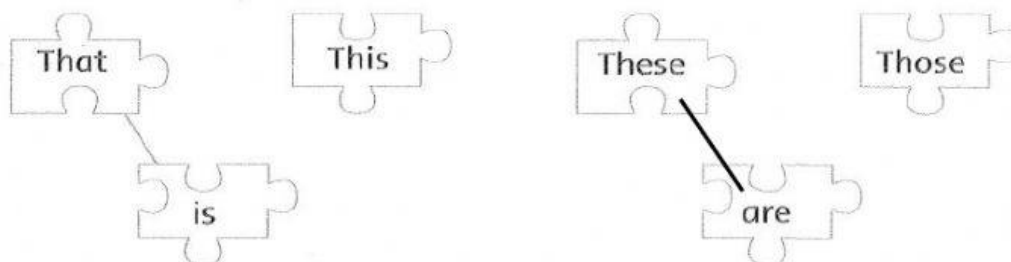
5 There is a new _____.

1 Match.

1 this ☐ d 2 that ☐ 3 these ☐ 4 those ☐



2 Match.



3 Write.



This is That is These are Those are

1	2	3	4
These are tables and chairs.	coat hooks.	a computer.	a board.

Lesson Three Words


1 Find and circle the words.

picture poster drawers



picture drawers poster

2 Look and read. Write T (true) or F (false) in the box.



This is a picture. ☒ T



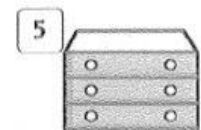
These are pencil cases. ☐



These are computers. ☐



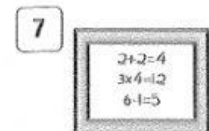
This is a chair. ☐




These are drawers. ☐




This is a book. ☐




This is a board. ☐



These are coat hooks. ☐



These are posters. ☐



This is a table. ☐