

Name: \_\_\_\_\_


Mathematics

Grade 1


## Pictographs

Pam went to the bakery. She looked in the window and saw these baked goods. Help Pam make a pictograph about the baked goods she saw at the bakery.


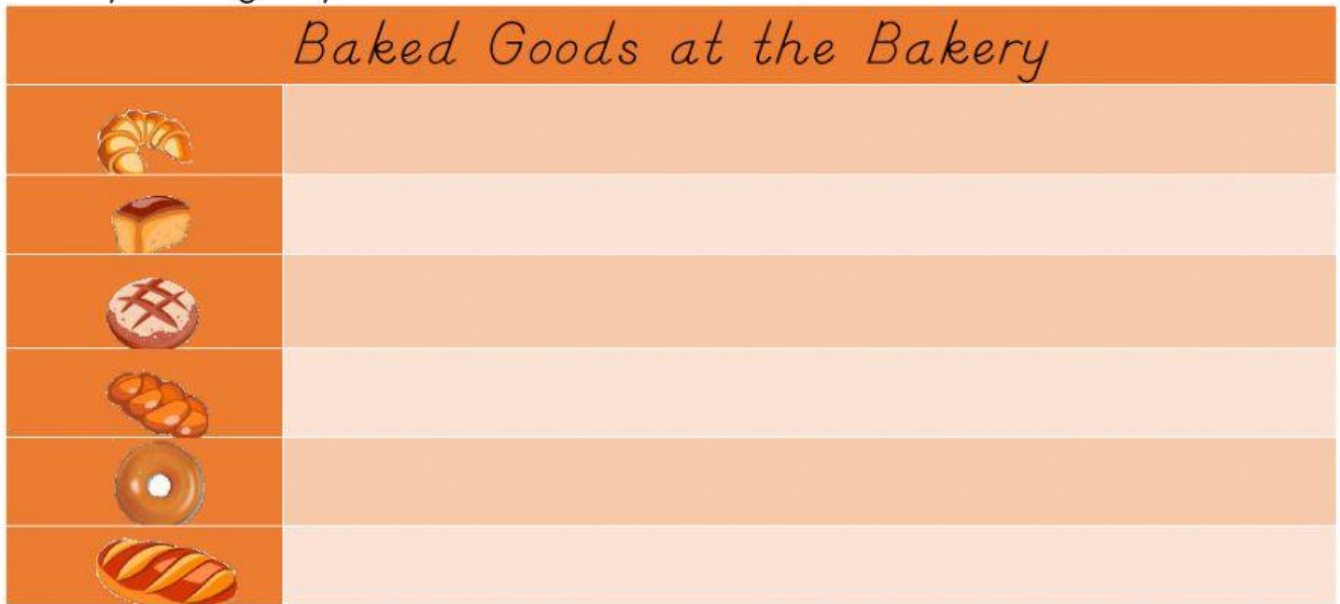
Count each baked good and complete the tally table. Drag and drop the correct tally marks in the correct place.



Baked Goods	Tally Mark
	
	
	
	
	
	



Drag and drop the pictures below to complete the pictograph.



Use the graph to answer the questions below.

1. How many donuts were there? \_\_\_\_\_

2. Which baked good had the most amount?



3. *What is the title of the graph?*

*Baked Goods at the Bakery*

*Pam's Favourite Bread*

*Breads I eat*