Worksheet

Life Organization System

Grade VII

Junior high school

By

Windi Sugesti, S.Pd

LIVEWORKSHEETS

Worksheet
Life Organization System

Kompetensi Dasar dan Indikator Pencapaian Kompetensi

Kompetensi Dasar	Indikator
3.6 Mengidentifikasi sistem organisasi kehidupan mulai dari tingkat sel sampai organisme dan komposisi utama penyusun sel	3.6.1 Menjelaskan pengertian sel 3.6.2 Mengidentifikasi organel penyusun sel serta fungsinya 3.6.3 Menganalisis perbedaan sel hewan dan sel tumbuhan (HOTS)
4.6 Membuat model struktur sel tumbuhan/ hewan	4.5.1. Membuat model struktur sel hewan dan tumbuhan menggunakan bahan dari lingkungan sekitar 4.5.2. Menyajikan produk model struktur sel hewan dan sel tumbuhan.

A. Tujuan Pembelajaran

Setelah melakukan pembelajaran Discovery learing melalui diskusi, tanya jawab, dan presentasi peserta didik dapat

- Menjelaskan pengertian sel
- Mengidentifikasi organel penyusun sel
- Menganalisis perbedaan sel hewan dan sel tumbuhan

Dengan tepat dan benar.

serta dapat mengembangankan kemampuan berpikir kritis, berkomunikasi, berkolaborasi,berkreasi(4C). (Penguatan Pendidikan Karakter)

LIVEWORKSHEETS

Worksheet

Identify Cell Structure

Subject	: Science
Class	**:**
Name	**:**
Topic	: Life Organzation System
Sub Topic	: Cell
Time	: 2 JP

B. Latar Belakang :

The organizational system of living things is composed of the smallest parts to form an organism. Have you ever thought, what is our body composed of? What's in our body? To find out, try to do research on the frog's body. Take a look at the internal structures of the frog's body, such as the lungs and heart. If traced further, it turns out that these parts are composed of small units. Now let's study the organizational system of living things more deeply.

Sistem organisasi kehidupan makhluk hidup tersusun dari bagian terkecil hingga membentuk organisme. Pernah berfikir, tubuh kita itu tersusun oleh apa saja? Ada apa saja di dalam tubuh kita? Untuk mengetahuinya, coba lakukan penelitian terhadap tubuh katak. Coba perhatikan struktur bagian dalam tubuh katak, seperti paru-paru dan jantung. Jika ditelusuri lebih jauh, ternyata bagian-bagian tersebut tersusun oleh unit-unit kecil. Nah mari kita pelajari sistem organisasi makhluk hidup lebih dalam.

The organizational structure of life begins with small living units called cells. Cells with the same structure and function combine to form tissues. Several types of tissues form structures called organs. Several interrelated organs form organs, and then several organ systems make up the formation of organisms. Look at the following picture!

Struktur organisasi kehidupan dimulai dari unit kehidupan kecil yang disebut sel. Sel-sel yang sama struktur dan fungsinya bergabung membentuk jaringan. Beberapa jenis jaringan membentuk struktur yang disebut organ. Beberapa organ yang saling berkaitan membentuk organ, dan selanjutnya beberapa system organ itu menyusun terbentuknya organisme. Perhatikan gambar berikut ini !

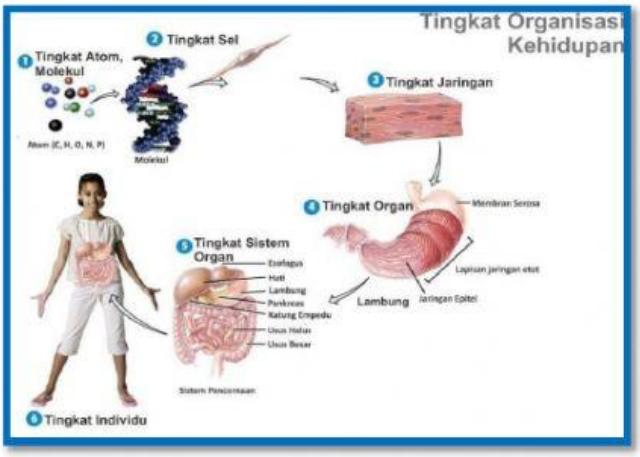

Figure 1. organizational level of life

LIVEWORKSHEETS

C. ALAT DAN BAHAN

Alat : Gawai/HP dan alat tulis

Bahan : Buku/Kertas, Koneksi Internet

D. LANGKAH KERJA

1. STIMULUS (Pemberian Rangsangan)/Stimulation

a. Amati gambar struktur sel berikut ini.

Observe the following picture of the cell structure.

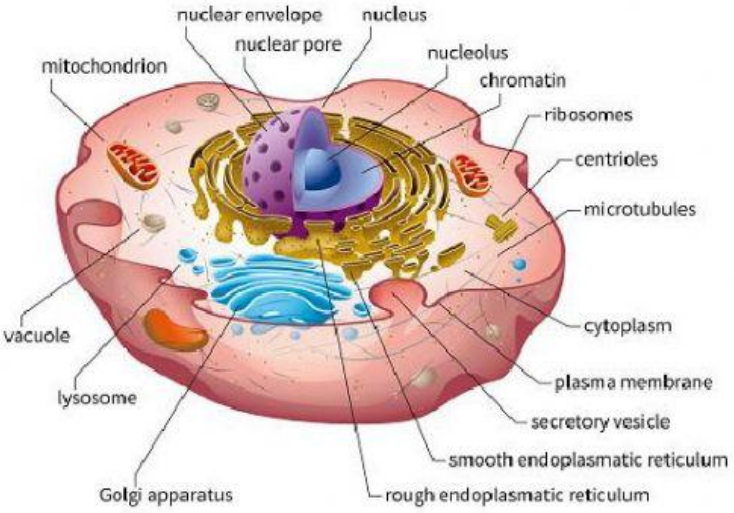

Figure 2. Cell structure

b. Klik link video Struktur sel hewan dan sel tumbuhan berikut ini. Simak dan amati isi video tersebut !

klick the video link The structure of animal cells and plant cells below. Watch and observe the contents of the video!

Struktur sel : ...

Perbedaan sel hewan dan sel tumbuhan : ...

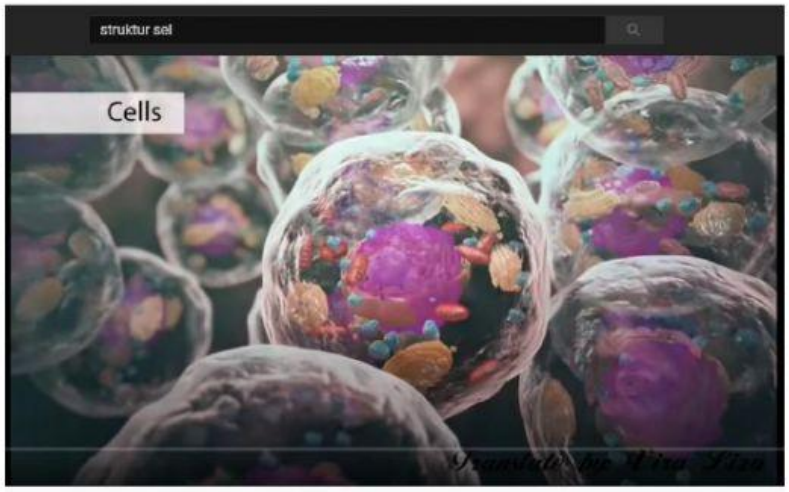

Figure 3. learning video display

LIVEWORKSHEETS

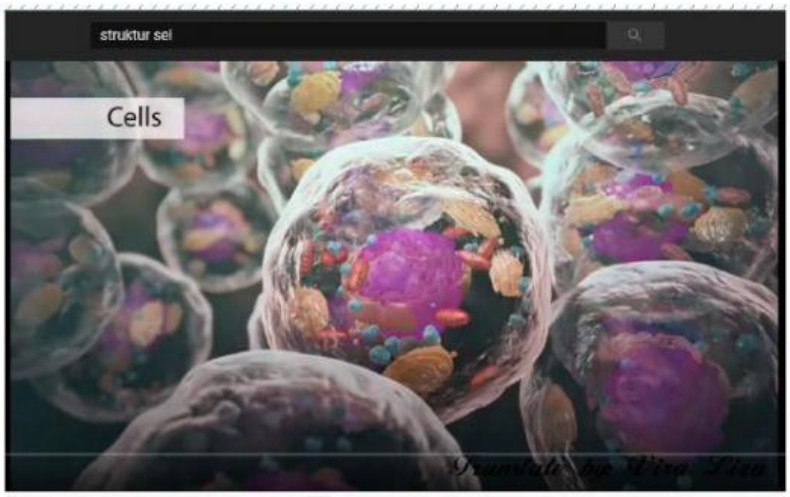

2. Identifikasi Masalah/Identification

After paying attention to pictures of cell structures and watching videos about animal cells and plant cells. What things will be learned at this meeting?

Answer:

.....

3. Pengumpulan dan Pengolahan Data/Data Collecton

1) Based on the pictures and videos about cells above, what are the components that make up cells and the organelles contained in them? Then what is the role of the components that make up the cell and the cell organelles? Please fill in the following table.

No.	organelle name	Function
1		
2		
3		
4		
5		
6		
7		
8		

2) Based on the videos about animal cells and plant cells that you have seen, What are the differences between animal cells and plant cells?

Jawaban :

....

....

LIVEWORKSHEETS

3) Based on the results of your analysis, complete the table of differences between animal cells

No.	difference	Animal Cell	Plant cell
1	Cell wall		
2	...		
3	...		
4	...		
5	...		

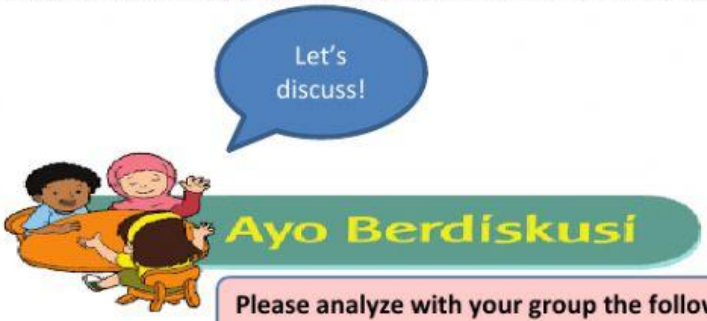

Please analyze with your group the following questions!

4) Why is the cell called a structural unit and a functional unit?

answer :

.....

.....

5) Why do animal cells not have a cell wall, while plant cells have a cell wall?

answer :

.....

.....

LIVEWORKSHEETS

4. VERIFIKASI/Verification

Perform data checks to prove the correctness of answers based on data collection and data processing as well as results from literature studies.
Upload this LKPD to your respective Google class room account.

Lakukan pemeriksaan data untuk membuktikan kebenaran jawaban berdasarkan pengumpulan data dan pengolahan data serta hasil dari studi literatur.
Unggah LKPD ini ke akun Google class room masing-masing.

5. GENERALISASI/ generalization

Based on the observations and discussions that you have done, write your conclusions in the following column!

Kesimpulan/conclusion :

.....
.....
.....

LIVEWORKSHEETS

LIVEWORKSHEETS