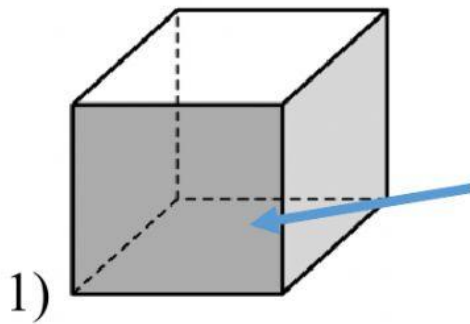



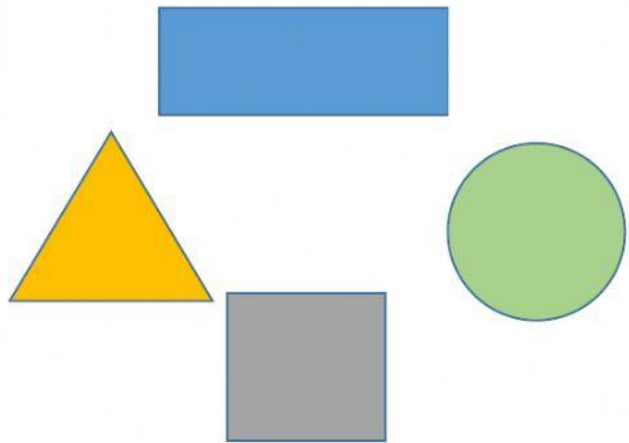
3D Shapes / Solids and their flat faces

Select the **flat shape** (plane shape/ 2D shape) that matches the face shown on the Solid shape.

3D Shapes /Solids



Face Shape



There are _____ flat faces on a sphere?

Choose a , b , c or d .

- a) 6 flat faces
- b) 0 flat faces
- c) 2 flat faces
- d) 1 flat face

