

WEEK 8 PARTIAL 1

DESTREZA: Present personal and formal responses to and interpretations of published literary texts and the works of peers, referring to details of the text. (Example: text structure, plot, ideas, events, vocabulary, etc.) EFL 5.5.1.

OBJETIVO DE APRENDIZAJE PARA LA SEMANA: At the end of this lesson students will be able to recognize tenses in context, according to their level.

TEMA: FAMILY HISTORY

DESARROLLO DE LA ACTIVIDADES:

FECHA

CLASSWORK # 5 Family History

A. Read the information and analyze about:

Step 1: Before you start building your family tree, it is essential to interview your grandparents or older relatives and ask them about your family ancestors. Here are some topics you can ask them about:

- Places where your family has lived and your family's religious history
- Schools they went to
- Their father, mother, brothers, and sisters
- Your paternal grandfather and grandmother
- Your maternal grandfather and grandmother
- Great-grandparents and extended family
- Any immigration in the family

If you don't want to use your own family, you can research information on a famous or fictional family and do a tree for them.

Step 2: After gathering information about your family, review the following abbreviations and forms to explain connections on a family tree:

b. = Born bap. = Baptized m. = Married
c. = Circa d. = Dead ad. = Adopted
bd. = Buried dv. = Divorced



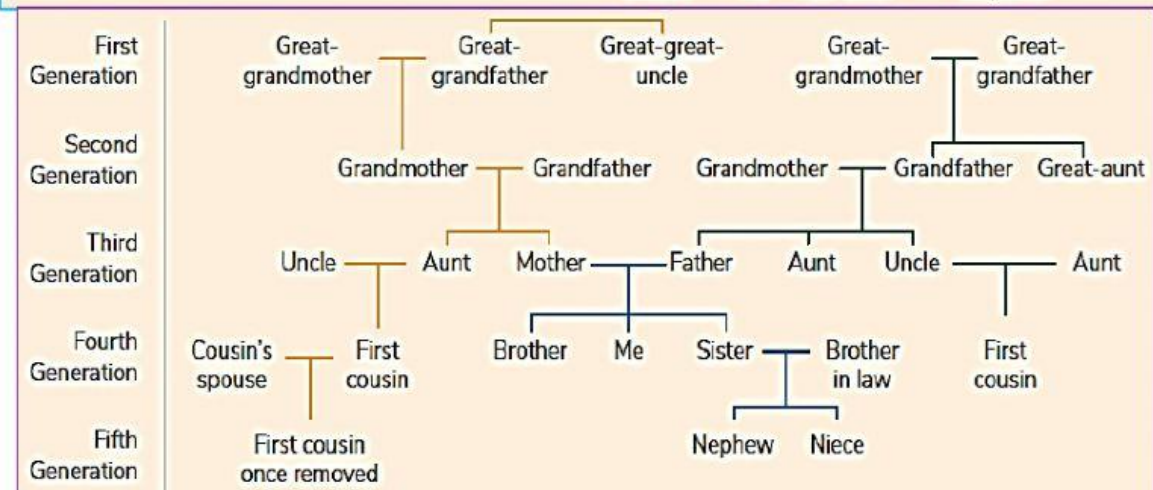
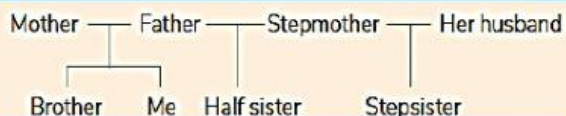
Step 3: Try to find some family photos you can use to help illustrate your tree. If you don't have access to photos, clip pictures from a newspaper or magazine that resemble your family members.

Illustrate your tree on poster board or any other material you like. Be sure to decorate it like a tree.

Step 4: Share your family tree with the class.

Viernes
22
octubre
2021

The short horizontal line between a man and a woman indicates a marriage. The vertical lines indicate children.



B. Select the best option to complete the following sentences:

1. To illustrate your family tree is necessary to get:

a. dictionary

b. family photos

c. a tree

2. The first step to build your family tree is:

a. To gather information

b. To interview your ancestors

c. To find photos

3. The second generation of a family is composed by your:

a. great - grandparents

b. parents

c. grandparents

4. The abbreviation of baptized:

a. ad.

b. c.

c. bap.

5. The short horizontal line between a man and a woman indicates:

a. children

b. death

c. b. marriage

6. The vertical lines indicate children.

a. children

b. death

c. b. marriage

C. Match the words with the correct abbreviation:



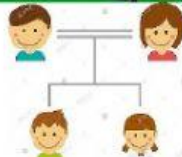
born



divorced



buried



circa



married



baptized



dead



adopted

dv.

d.

m.

b.

bd.

c.

ad.

bap.

HOMEWORK #5 MY FAMILY

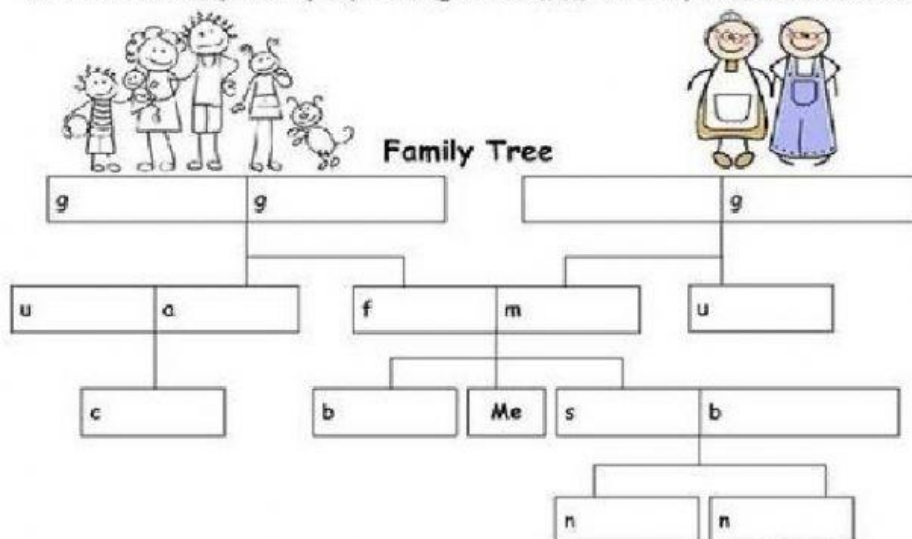
A. Look at this family tree and complete the questions.



- a. Who are John and Mary? John and Mary are Mike's _____
- b. Who is Ana? Ana is Mary's _____
- c. Who are Tim, Mike, and Ana? They are Mark's _____
- d. Who are Jane and Mark? They are Mike's _____
- e. Who is Mike? Mike is John's _____
- f. Who are Tim, Mike, Ana, Kate and Steve? They are Mary's _____
- g. Who is Steve? Steve is Jack's _____

B. Complete the sentences using the new vocabulary related with the family.

- If I have a baby girl, she'll be my
- My son calls me
- My mother is my father's
- My father is my mother's
- My father has one sister. She's my
- My mother has one brother. He's my
- My grandfather is married to my
- My grandparents call me their
- My aunt's husband is my
- My sister is married. Her husband is my
- My sister has two children, a boy and a girl. Her son is my
and her daughter is my
- My uncle and aunt's children are my
- When I get married, my partner's mother will be my
- My father has remarried. His new wife is my
- When I break up with my boyfriend (girlfriend), (s)he'll be my



Viernes
22 oct
2021