








Member :

-  
-  
-  
-

### How to Make Sandwich

A. Instruction: Drag ingredients to the right picture!

Ingredients:

|   |   |  |  |  |
|---|---|--|--|--|
|   |  |   |  |                           |
| <input type="text"/>  | <input type="text"/>  | <input type="text"/>   | <input type="text"/>   | <input type="text"/>   |
|  |  | <ul style="list-style-type: none"><li>- 2 slices of bread</li><li>- Fried egg</li><li>- Cheddar Cheese</li><li>- Sliced Tomato</li></ul> |  | <ul style="list-style-type: none"><li>- Lettuce Leaves</li><li>- Mayonnaise</li><li>- Tomato Sauce</li></ul> |
| <input type="text"/>  | <input type="text"/>  |  |  |  |

B. Instruction: Choose the best answer on the box below to re-arrange these sentence into the right step!

a. Then, add fried egg, cheddar cheese, and tomato sauce.

b. After that, put a slice of bread on the top to cover them.

c. Second, put the sliced tomato.

Step:

1. First, place a slice of bread on the plate.
2. \_\_\_\_\_
3. \_\_\_\_\_
4. Next, add lettuce leaves.
5. \_\_\_\_\_
6. Finally, sandwich is ready to serve.