

# ACTIVITY

Click the angle formed **from Point A to Point B**.

(1)

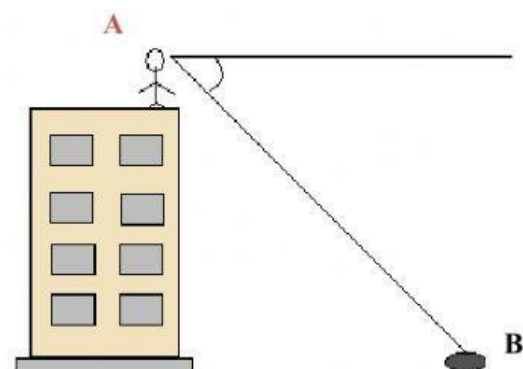


Angle of elevation

Angle of depression

None

(2)

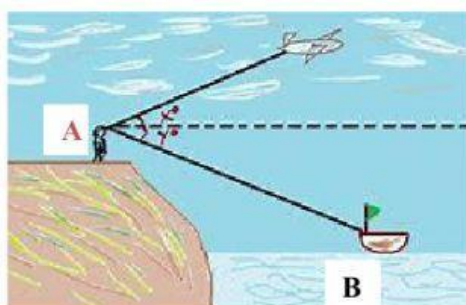


Angle of elevation

Angle of depression

None

(3)

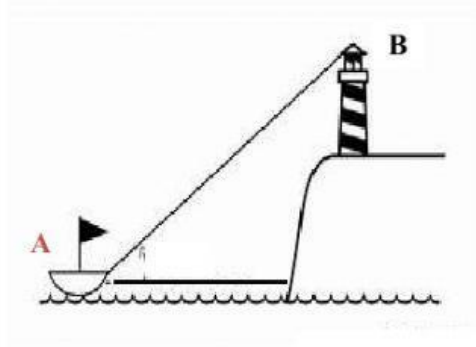


Angle of elevation

Angle of depression

None

(4)




Angle of elevation

Angle of depression

None

(5)




Angle of elevation

Angle of depression

None

(6)

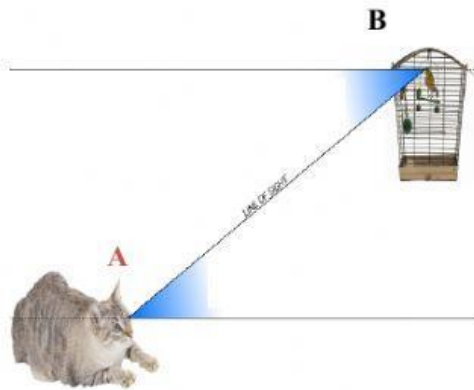


Angle of elevation

Angle of depression

None

(7)

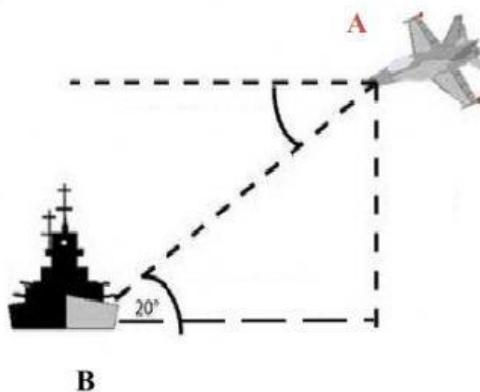


Angle of elevation

Angle of depression

None

(8)



Angle of elevation

Angle of depression

None

COMPLETE THE SENTENCES BELOW BY CLICKING ON THE ANSWER

### Angle of elevation

The **angle of elevation** is formed between the **horizontal / declined** line of sight and the **inclined / declined** line of sight.

### Angle of depression

The **angle of depression** is formed between the **horizontal / inclined** line of sight and the **inclined / declined** line of sight.

*What can we infer about the **angles of elevation and depression** from the scenario depicted in number (8)?*

**angle of elevation < angle of depression or angle of elevation = angle of depression**