

## Screening Test

Name:



Class:



School:



*For completion by the teacher*

Date of Test:




To be filled by Teacher		
Marks Range	Tier	Tick <input checked="" type="checkbox"/> where appropriate
65% - 100%	1	
40% - 64%	2	
0% - 39%	3	

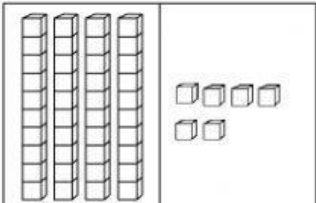
Mark Obtained

Qns. No.	Marks
1	
2	
3	
4	
5	
6	
7	
8	
9	
10	
11	
12	
13	
14	
15	
16	
17	
18	
19	
<b>TOTAL</b>	



**Duration of time: 60 minutes**

1	How many cats are there in the picture ?	<div style="border: 1px solid black; padding: 5px; width: fit-content;"> <div style="border-bottom: 1px solid black; padding-bottom: 5px;">Answer</div> <div style="height: 40px; margin-top: 5px;"></div> </div>	<div style="border: 1px solid black; width: 60px; height: 60px; margin: 0 auto; border-radius: 50%;"></div> 1 mark
			

2	Tick <input checked="" type="checkbox"/> the addition sentence that gives an answer 9.	<div style="border: 1px solid black; width: 60px; height: 60px; margin: 0 auto; border-radius: 50%;"></div> 1 mark
	<div style="display: flex; justify-content: space-around; align-items: center;"> <div style="text-align: center;"> <div style="border: 1px solid black; padding: 5px; margin-bottom: 5px;"><math>1 + 9</math></div> <div style="border: 1px solid black; width: 20px; height: 20px; margin: 0 auto;"></div> </div> <div style="text-align: center;"> <div style="border: 1px solid black; padding: 5px; margin-bottom: 5px;"><math>2 + 6</math></div> <div style="border: 1px solid black; width: 20px; height: 20px; margin: 0 auto;"></div> </div> <div style="text-align: center;"> <div style="border: 1px solid black; padding: 5px; margin-bottom: 5px;"><math>5 + 4</math></div> <div style="border: 1px solid black; width: 20px; height: 20px; margin: 0 auto;"></div> </div> </div>	


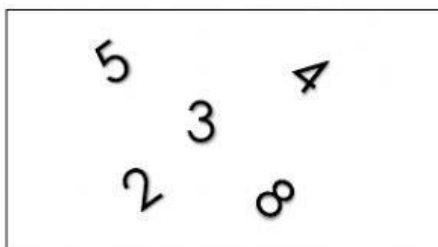
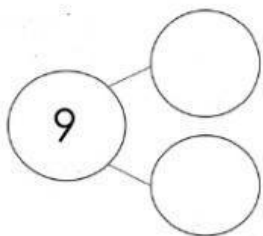
3	Count and write the numbers.	<div style="border: 1px solid black; width: 60px; height: 60px; margin: 0 auto; border-radius: 50%;"></div> 2 marks		
	<div style="text-align: center; margin-bottom: 10px;">  </div> <table border="1" style="margin: 0 auto; text-align: center;"> <tr> <td style="width: 50px;">Tens</td> <td style="width: 50px;">Ones</td> </tr> <tr> <td style="height: 40px;"></td> <td style="height: 40px;"></td> </tr> </table>		Tens	Ones
Tens	Ones			

Total for this page

4	Tick <input checked="" type="checkbox"/> the box that has 0 (zero) object.			<input type="radio"/> 1 mark
	 <input type="checkbox"/>	 <input type="checkbox"/>	 <input type="checkbox"/>	


5	Circle ONE number that is greater than 40.				<input type="radio"/> 1 mark
	9	12	25	47	


6	Add	<input type="radio"/> 1 mark
	$9 + 11 = \underline{\hspace{2cm}}$	

7	Fill in the  to make 9 with numbers from the box provided.		<input type="radio"/> 2 Marks
			

<input type="radio"/> Total for this page
--


8	Study the numbers below.	<input type="text"/> 1 mark
	<p style="text-align: center;"><b>50   46   33   58</b></p> <p>Circle the smallest number.</p>	

9	Count and write the number	<input type="text"/> 1 mark
	<div style="border: 1px solid black; padding: 5px; text-align: center;">  </div> <div style="margin-top: 20px;"> <table border="1" style="float: right;"> <tr><td>Answer</td></tr> <tr><td style="height: 30px;"></td></tr> </table> </div>	
Answer		

10	Subtract	<input type="text"/> 2 marks
	<div style="text-align: center; margin-bottom: 20px;">  </div> <div style="text-align: center;"> 10 - ____ = ____ </div>	

Total for this page

11 Count and get the answer



$$6 + 3 = \boxed{\phantom{00}}$$



1 mark

12 Choose the correct number name.  
Tick ☒ the correct answer.

**36**

A) Thirty-six

☐

B) Thirty-sig

☐

C) Threety- six

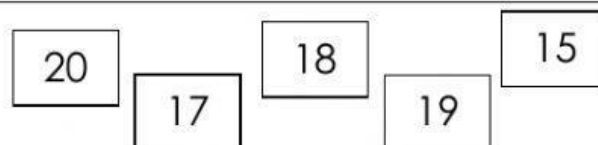
☐

D) Three-six

☐

1 mark

13 Look at the numbers below and fill in the blank.






\_\_\_\_\_ is 2 more than 15.



1 mark



Total for this  
page

14	<p>Arif has 46  cards at first.</p> <p>He played with his friend and lost 5 of the  cards.</p> <p>How many  cards did he left ?</p>	<div style="border: 1px solid black; width: 50px; height: 50px; margin: 0 auto;"></div>	<div style="border: 1px solid black; width: 50px; height: 50px; margin: 0 auto;"></div>	<div style="border: 1px solid black; width: 50px; height: 50px; margin: 0 auto;"></div>
	<div style="border: 1px solid black; width: 100px; height: 100px; margin: 0 auto;"></div>			

2 marks


15	<p>Nur Hani made 25 butter cookies.</p> <p>Rania made 5 more butter cookies than Nur Hani.</p> <p>Nur Hani then gave 4 butter cookies to her brother and Rania ate 6 of her cookies.</p> <p>How many cookies would Nur Hani and Rania have left altogether ?</p>	<div style="border: 1px solid black; width: 50px; height: 50px; margin: 0 auto;"></div>	<div style="border: 1px solid black; width: 50px; height: 50px; margin: 0 auto;"></div>	<div style="border: 1px solid black; width: 50px; height: 50px; margin: 0 auto;"></div>
	<div style="border: 1px solid black; width: 100px; height: 100px; margin: 0 auto;"></div>			

3 marks

Total for this page

16 Fill in the missing number

1			4	5
---	--	--	---	---




2 marks


17 Tick ☒ the box with the greater number

9	10
<input type="checkbox"/>	<input type="checkbox"/>



1 mark

18 Count the  and write the number in word.



--



2 marks



Total for this page

19	Choose two numbers from the list below and write in the boxes to complete the addition sentence,	<div><div></div><div>2 marks</div></div>
	<div><div>7</div><div>10</div><div>17</div><div>20</div></div> <div><div></div> + <div></div> = <div>17</div></div>	

Total for this page