



**MATH TEST
6TH GRADE
1ST BIMESTER**

School year: 2020-2021

Date:

Name:

I. Drag the labels to the parts on the diagram. Then drag their functions.

PART:
FUNCTION:

Heart:

Blood vessels:

travels through the organism to transport nutrients, oxygen, and waste

pumps blood through the organism

Blood:

transport blood to all parts of the body.

II. Match to complete the sentences.

- | | |
|---|--|
| a) The circulatory system | components of blood. |
| b) Red blood cells | transports water, nutrients, and waste through the organism. |
| c) White blood cells | defend the organism against illnesses. |
| d) The formed elements are | white blood cells, red blood cells, and platelets |
| e) Plasma and formed elements are | give blood its color and transport oxygen |
| f) A plug or clot is what stops bleeding and the cells responsible for forming it are | platelets. |

III. Choose the correct answer.

1. Which ones are NOT illnesses or diseases that can affect the circulatory system?

- | | | | |
|--|-------------------------------|---------------------------------------|----------------------------------|
| a) Atherosclerosis and high blood pressure | b) Arrhythmia and dysrhythmia | c) Heart attack, and high cholesterol | d) Asthma, allergies, pneumonia. |
|--|-------------------------------|---------------------------------------|----------------------------------|

2. What can you do to keep your circulatory system healthy?

- | | | | |
|--------------------------------------|--|---|---|
| a) Eat junk food and plenty of water | b) Avoid sugar and watch tv all the time | c) Eat healthy, do exercise, and drink water. | d) Visit the doctor every two years to get checked. |
|--------------------------------------|--|---|---|

3. What are examples of blood vessels?

- | | | | |
|-------------------------------|------------------------------------|------------------------------------|-------------------------------------|
| a) Blood, arteries, and veins | b) Veins, alveoli, and white cells | c) Carbon dioxide, air, and oxygen | d) arteries, capillaries, and veins |
|-------------------------------|------------------------------------|------------------------------------|-------------------------------------|

IV. Write the numbers from 1 to 4 to put the steps of the air's journey into the body in the right sequence. (Being 1 what happens first and 4 what happens last).

The air gets into the lungs.






The air passes through the tubes.

The air enters the body and harmful substances are removed.

The gas exchange happens: the oxygen enters the blood and carbon dioxide exits the body.

V. Drag the name and pictures to their definition.

Name:	Name:	Name:	Name:	Name:
Tubes that enter the lungs.	Organ where the air enters the body.	Sacs where gas exchange occurs.	Large duct that directs to the bronchial tubes.	Organ that fills with air during inhalation.
<i>Drag picture here</i>	<i>Drag picture here</i>	<i>Drag picture here</i>	<i>Drag picture here</i>	<i>Drag picture here</i>

Lungs	Bronchial tubes	Nasal passage	Trachea	Alveoli
				

VI. Choose the correct answer.

1. Gas exchange consists of _____ entering the blood and leaving it.
2. The respiratory system is formed by two types of organs: _____ and _____
3. The process that lets oxygen enters the lungs is called: _____
4. The process in which our body gets rid of carbon dioxide as waste is: _____
5. The gas exchange occurs in the _____

