





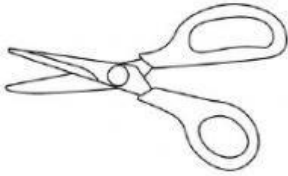


SYMMETRIC AND ASYMMETRIC FIGURES

Identify which of the following figures are symmetric. Then, write 'Symmetric' or 'Not symmetric' in the box provided.

 <input type="text"/>	 <input type="text"/>	 <input type="text"/>
 <input type="text"/>	 <input type="text"/>	 <input type="text"/>
 <input type="text"/>	 <input type="text"/>	 <input type="text"/>
 <input type="text"/>	 <input type="text"/>	 <input type="text"/>

