

Name	Class
------	-------

Unit 3: This is Tony


Exercise 1: Choose the odd one out





1. A. he	B. she	C. that
2. A. school	B. teacher	C. name
3. A. go	B. nice	C. spell

Exercise 2: Complete the word with suitable letter

1. M_RNIN_	: _____	4. T_ANK Y_U	: _____
2. HO_	: _____	5. N_ME	: _____
3. AF_ERN_ON	: _____	6. FIN_	: _____

Exercise 3: Look at the pictures and write the correct answer

 <p>1.</p>	<p>Is it a pen?</p> <p>_____</p>
---	----------------------------------

<p>2.</p> 	<p>Is it an elephant?</p> <hr/>
<p>3.</p> 	<p>Is it a teddy bear?</p> <hr/>
<p>4.</p> 	<p>Is it a ball?</p> <hr/>
<p>5.</p> 	<p>Is it a puzzle?</p> <hr/>

Exercise 4: Choose the correct answer

1. _____ that Tom? - No, he _____

A. Is/ is

B. Is/ isn't

C. Are/ are

D. Are/ aren't

2. How do you _____ her name?

A. meet

B. name

C. does

D. spell

3. Bye, Peter. See _____ next time.

A. him

B. he

C. you

D. your

4. Let's go _____ the zoo!

A. with

B. to

C. into

D. onto

5. Is _____ name Jenifer? - Yes, it is

A. you

- B. she
- C. your
- D. he

Exercise 5: Read the text and choose the most suitable word to fill in each blank

Linda: Hello. I _____ (1) Linda

Peter: Hi, Linda. I'm Peter. _____ (2) to meet you.

Linda: Nice to _____ (3) you, too. How do you _____ (4) your name, Peter?

Peter: It's P-E-T-E-R. And what about _____ (5)?

Linda: L-I-N-D-A, Linda

Exercise 6: Make questions for the underlined parts

1. This is a rubber

2. My name is Lam

3. M-A-N-H

4. Yes. That is Anna

Exercise 7: Correct the mistake

Ex: This are my pen.

are - is

1. Are that Anna? Yes, it is

2. How do you spell you name? - L-I-S-A

3. I am fine, thanks you
