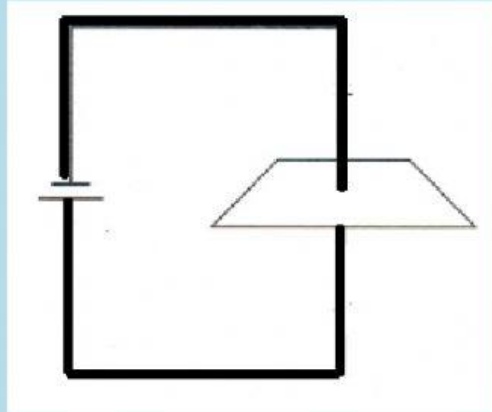
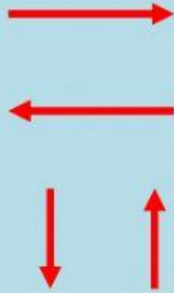


## Topic: Magnetic Field of Current Carrying Conductor

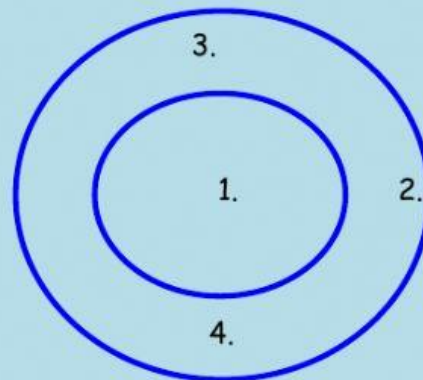
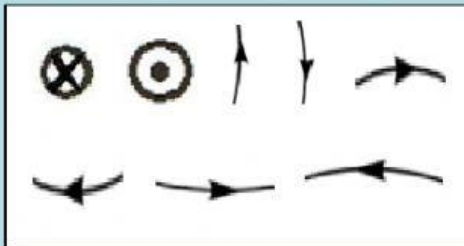
Name: \_\_\_\_\_ Date: \_\_\_\_\_

1. A diagram below shows a single wire carrying current passing through a paper.

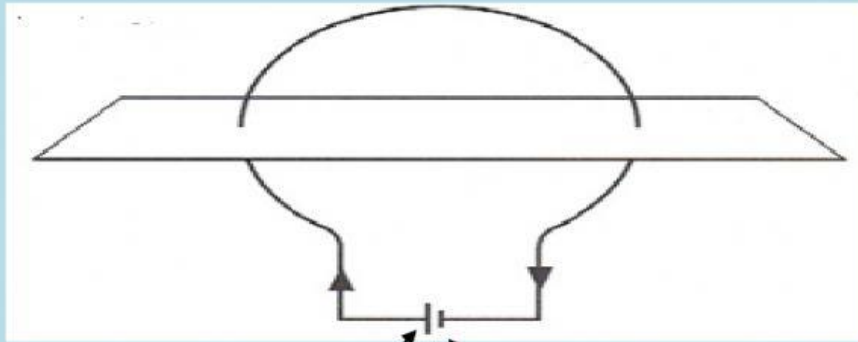


A. On the diagram above, indicate the conventional flow of current. (2)

B. The diagram below represents the magnetic field of a single wire carrying current that is passing through a paper. Drag and drop the symbols from the box to complete the magnetic field diagram below. (4)



2. A diagram below shows a coil carrying current passing through a paper.



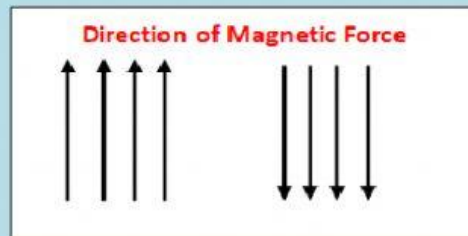
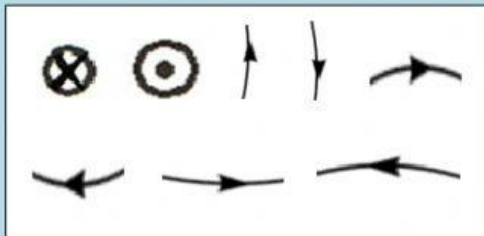
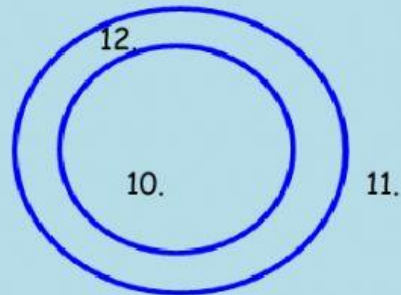
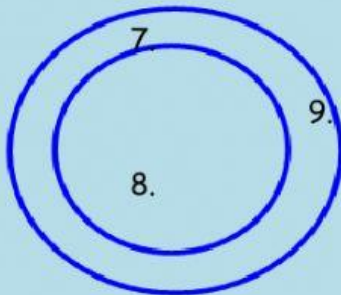
+

-

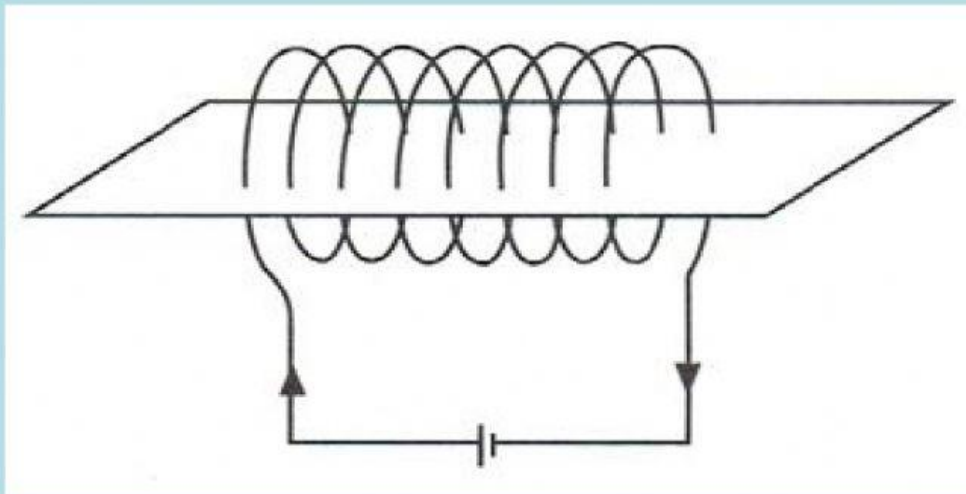


A. Drag and drop the positive and negative signs into the diagram above to identify the terminals of the battery. (2)

B The diagram below represents the magnetic field of a single wire carrying current that is passing through a paper. Drag and drop the symbols from the box to complete the magnetic field diagram below. (4)



3. A diagram below shows a single wire carrying current passing through a paper.



Complete the diagram below which represents the magnetic field of a solenoid carrying current that is passing through a paper.

