Year 4 Mathematics-Term 1 Week 6 Lesson 1

LO: To recall division facts.

To divide by 6, we divide the number into 6 equal groups and look at how many are in one group.

12 ÷ 6 =

Divide 12 into 6 equal groups.

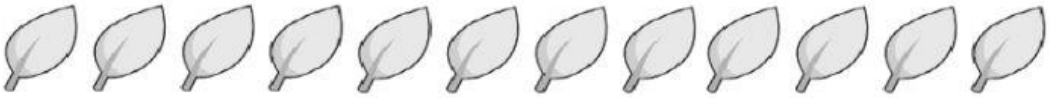

Count how many there are in one group.



12 ÷ 6 = _____

Complete the calculation.

1. 30 ÷ 5 = _____
2. 54 ÷ 6 = _____
3. 72 ÷ 6 = _____
4. 42 ÷ 6 = _____
5. 5 ÷ 5 = _____

Find the missing number in the calculation.

6. _____ ÷ 7 = 11
7. _____ ÷ 4 = 3
8. _____ ÷ 6 = 10
9. _____ ÷ 2 = 8

Challenge: I have 18 seeds.
I plant 6 seeds in each pot.
How many pots do I need?

LIVEWORKSHEETS

To divide by 7, we divide the number into 7 equal groups and look at how many are in one group.

14 ÷ 7 =

Divide 14 into 7 equal groups.



Count how many there are in one group.



14 ÷ 7 = _____

Complete the calculation.

1. 35 ÷ 7 = _____
2. 63 ÷ 7 = _____
3. 84 ÷ 7 = _____
4. 49 ÷ 7 = _____
5. 7 ÷ 7 = _____

Find the missing number in the calculation.

6. _____ ÷ 4 = 11
7. _____ ÷ 5 = 3
8. _____ ÷ 7 = 10
9. _____ ÷ 7 = 8

Challenge: There are some rocks at the beach.
Each rock has 7 starfish attached to it.
There are 35 starfish in total. How many rocks are there?

LIVEWORKSHEETS