PENDIDIKAN JASMANI TAHUN 4

UNIT 8: REKREASI BERILMU

Rumah Sementara

Berdasarkan rajah di bawah ini, tuliskan urutan(1 hingga 6) memasang khemah pasang siap.

1.

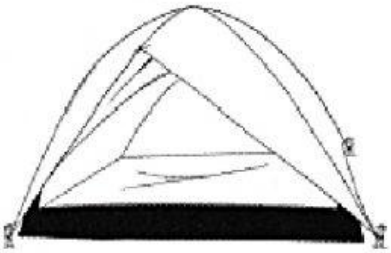

Pasakkan pancang di semua bahagian penjuru khemah

2.



Pasangkan kain penutup pada khemah

3.

Bentangkan kain bahagian dalam khemah

4.

Ikat rod bersilang di bahagian atas khemah

5.



Masukkan rod panjang di penjuru bahagian dalam khemah

6.



Pasangkan rod di setiap penjuru khemah

LIVEWORKSHEETS LIVEWORKSHEETS

Berdasarkan pernyataan di bawah ini. Suaikan cara-cara menyimpan khemah pasang siap.

1. 

Susun rod panjang dengan kemas. Lipat kain bahagian dalam khemah.

2. 

Pastikan kain khemah bersih dan kering. Tanggalkan dan lipat kain penutup khemah.

3. 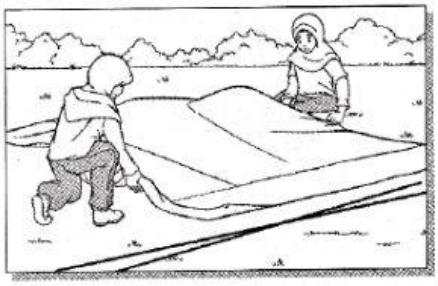

Keluarkan pancang serta rod panjang daripada kain bahagian dalam khemah.

4. 

Masukkan semua peralatan ke dalam sarung khemah dengan cermat.

5. 

Gulungkan kain bahagian dalam khemah dan pastikan tiada udara terperangkap. Pastikan semua bahagian khemah disusun kemas.

LIVEWORKSHEETS LIVEWORKSHEETS