

1. Figure 1.1 shows the three type of animals




Figure 1.1

(a) Based on Figure 1.1, which of the following animals live in the region of

(i) hot climates : \_\_\_\_\_

(ii) cold climates : \_\_\_\_\_

[ 2 marks ]

(b) State the specific characteristics of each animal in Figure 1.1 to protect themselves from extreme weather.

	Animals	Special characteristics
(i)	P	
(ii)	Q	
(iii)	R	

[ 3 marks ]

[Lihat halaman di sebelah

2. Plants have special characteristics to adapt themselves from climate and seasonal changes. Figure 2.1 shows one types of plant.



Figure 2.1

- (a) What is the special characteristic of plant in Figure 2.1 to prevent themselves from crashing down when there is strong wind?

---

[ 1 mark ]

- (b) Rubber tree loses water through the leaves. What does a rubber tree do during dry season?

---

---

[ 1 mark ]

[Lihat halaman di sebelah

(c) Figure 2.2 shows two types of plants that are not watered for a week.




Figure 2.2

i. Predict what will be happen to balsam tree and cactus after one week.

Balsam tree : \_\_\_\_\_

Cactus : \_\_\_\_\_

[ 1 mark ]

ii. State the reason based on your answer given in 2 (c) (i)

\_\_\_\_\_

\_\_\_\_\_

[ 1 mark ]

[Lihat halaman di sebelah

3. Table 1 shows how the three animals ensure the survival of their species.

Animals	The number of eggs produced	How animals take care of their eggs
Duck	5	Protect their eggs
Fish	500	Let the eggs hatch itself
Turtle	100	Let the eggs hatch itself

Table 1

(a) Apart of the large number of eggs, specify another way how the turtle ensures survival of its species. .

---

[ 1 mark ]

(b) How the duck ensures the survival of its species after its eggs are hatched?

---

[ 1 mark ]

(c) Figure 3.1 shows an example of animal species. How does the animal in Figure 3.1 take care of its young?

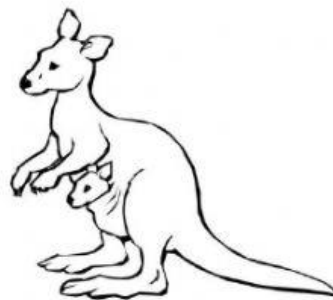



Figure 3.1

---

[ 1 mark ]

[Lihat halaman di sebelah

(d) Figure 3.2 shows an animal.



- i. State how the animal in Figure 3.2 protect its eggs from enemies.

\_\_\_\_\_

[ 1 mark ]

- ii. In your opinion, does the animal in Figure 3.2 become extinct if its eggs are not protected?

☐

Yes

☐

No

Give a reason

\_\_\_\_\_

\_\_\_\_\_

[ 1 mark ]

[Lihat halaman di sebelah

4. Figure 4.1, shows a habitat.



Figure 4.1


(a) What is the **second user** in the habitat in Figure 4.1?

[ 1 mark ]

(b) Based on a habitat in Figure 4.1, construct **one** food chain.

[ 1 mark ]

(c) Construct a food web based on the Figure 4.1



[ 1 mark ]

[Lihat halaman di sebelah

(d) Figure 4.2 shows a food chain in oil palm plantation.

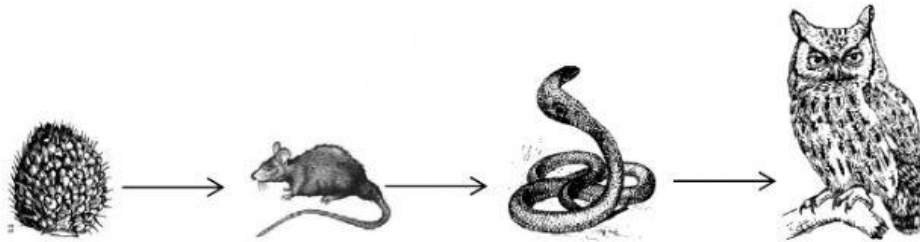


Figure 4.2

A farmer had killed all the rats by using poison. What will be happen to the number of snakes? Give reasons.

Number of snakes : \_\_\_\_\_

Reason : \_\_\_\_\_

\_\_\_\_\_

[ 2 marks ]

[Lihat halaman di sebelah

5. Figure 5.1 shows the sources of energy.

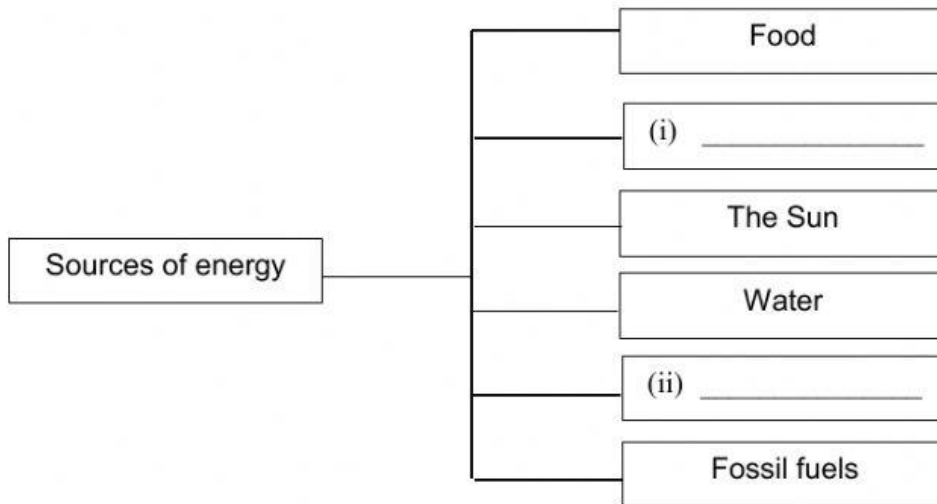


Figure 5.1

(a) Complete Figure 5.1 with another **two** type of sources of energy.

[ 2 marks]

(b) What is energy?

\_\_\_\_\_

\_\_\_\_\_

[ 1 mark]

(c) State the importance of energy to the living things.

\_\_\_\_\_

\_\_\_\_\_

[ 1 mark ]

[Lihat halaman di sebelah

6. There are various sources of renewable energy and non-renewable energy.

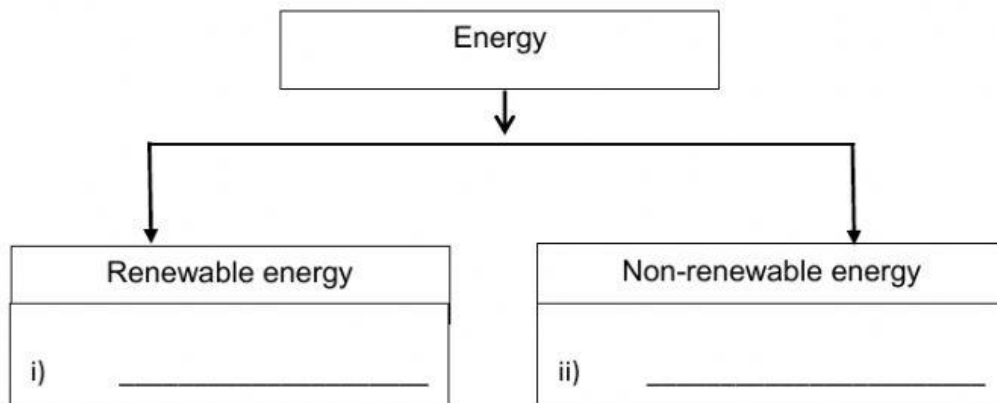


Figure 6.1

(a) State examples of energy in 6 (i) and 6 (ii) in Figure 6.1 above.

[ 2 marks]

(b) Why renewable energy source is better than non-renewable energy?

---

---

[ 1 mark]

(c) State the sources of energy that do not pollute the environment.

---

[ 1 mark]

[Lihat halaman di sebelah