

## Unit 1

# The World of Work

### 1 Look and write.



a bus driver  
a doctor  
a firefighter  
a police officer  
a vet

a chef  
a farmer  
a nurse  
a scientist



## GRAMMAR

What **does** your sister **do**?

What **does** his uncle **do**?

What **do** your parents **do**?

Where **do** your parents **work**?

Where **does** her brother **work**?

Where **does** your sister **work**?

She's a vet.

He's a firefighter.

They're scientists.

They **work** in a lab.

He **works** in a school.

She **works** in a hospital.

## 2 Read. Look at the pictures. Write.

1. What does your  
cousin do?

She's a doctor.

2. What \_\_\_\_\_ your  
grandpa \_\_\_\_\_?

He's a \_\_\_\_\_.

3. What \_\_\_\_\_ your  
grandma \_\_\_\_\_?

She's a \_\_\_\_\_.

4. Where \_\_\_\_\_ your  
aunt \_\_\_\_\_?

She \_\_\_\_\_ in an animal hospital.

5. Where \_\_\_\_\_ your  
brother \_\_\_\_\_?

He \_\_\_\_\_ on a farm.



**3 Read and match.** Draw lines.

1. Who helps you at school?
2. Who sings to people?
3. Who plays soccer?
4. Who is in the movies?
5. Who makes new things?
6. Who draws and paints pictures?

- a. a soccer player
- b. a teacher
- c. an artist
- d. an inventor
- e. a rock star
- f. a movie star

**4 Unscramble the words.** Write.

1. ferifihgetr \_\_\_\_\_ firefighter

2. creocs arlyep \_\_\_\_\_

3. viotnre \_\_\_\_\_

4. bsu direvr \_\_\_\_\_

5. voemi arst \_\_\_\_\_

6. sratti \_\_\_\_\_

7. plocie ociefrr \_\_\_\_\_

8. okrc atrs \_\_\_\_\_



## GRAMMAR

What **do** you **want to be**?

What **does** your sister **want to be** one day?

What **do** your cousins **want to be**?

I **want to be** a police officer.

She **wants to be** a scientist.

They **want to be** movie stars.

### 5 Listen and write. TR: 4

1. What \_\_\_\_\_ your brother want to be?
2. He \_\_\_\_\_ an artist.
3. What do your sisters \_\_\_\_\_?
4. They \_\_\_\_\_ inventors.
5. What \_\_\_\_\_ you want to be one day?
6. I \_\_\_\_\_ a rock star.

### 6 Look, read, and write.

1. He likes animals. What does he want to be?

He \_\_\_\_\_

2. She likes to work in the sun. What does she want to be?

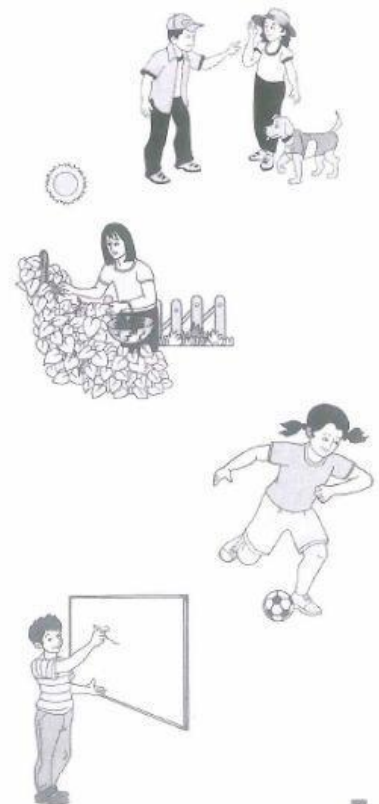
She \_\_\_\_\_

3. She likes to play soccer. What does she want to be?

She \_\_\_\_\_

4. He likes school. What does he want to be?

He \_\_\_\_\_



## 7 Read and write.

1. Where does the teacher work?

She \_\_\_\_\_.

2. Where does the chef work?

He \_\_\_\_\_.

3. What does he want to be?

He \_\_\_\_\_.

4. What does she want to be?


She \_\_\_\_\_.



## 8 Do the puzzle. Read. Write.

1. This person works on a farm.
2. This person works in a hospital.
3. This person works with animals.
4. This person works in a lab.
5. This person works in a kitchen.
6. This person works in a hospital, too.
7. This person draws and paints pictures.
8. This person works in a school.
9. This person makes new things.
10. What does this person do?

This person is a \_\_\_\_\_.



## 9 Listen and read. Can you say these fast? TR: 5

1. My father's a fine fast firefighter.
2. Susie Silver sings seven sad songs.
3. The bus driver drives a big brown bus.


**13** Listen and read. TR: 8

# The Dog Whisperer

Cesar Millan helps dogs. Some dogs have problems. They are angry or scared. Some dogs bite. People call Cesar Millan the “Dog Whisperer” because he teaches bad dogs how to be good.

Cesar knows what dogs like and need. Dogs need a leader. They need to have rules. Dogs need exercise, too. Cesar likes to run with the dogs.

The dog is Cesar’s favorite animal. Cesar loves his job!



Dogs can learn more than a hundred words. Some dogs understand as many words as a young child understands!

**14** Read. Check **T** for *True* and **F** for *False*.

1. Cesar Millan helps dogs.
2. Dogs do not need to run.
3. Cesar’s favorite animal is the frog.
4. Cesar loves his job.

- |                       |                       |
|-----------------------|-----------------------|
| <input type="radio"/> | <input type="radio"/> |
| <input type="radio"/> | <input type="radio"/> |
| <input type="radio"/> | <input type="radio"/> |
| <input type="radio"/> | <input type="radio"/> |