WEEK 3 PARTIAL 1

INDICACIONES:	• La tarea está habilitada en la Plataforma de LIVERWORKSHEETS hasta el viernes 17 de septiembre las 17:00. • En caso de que haya estudiantes que no puedan acceder a la plataforma, debe realizar la ficha a mano (nada impreso) y guardarlo para la entrega de portafolios físicos. • En caso de que no realice la ficha a tiempo obtendrá la nota de 01. • Atenderé gustosa sus inquietudes de acuerdo al horario establecido (información que se encuentra en la ficha enviada por el docente tutor)
DESTREZA:	Identify and understand the main points in straightforward texts on subjects of personal interest. EFL 5.3.8.
OBJETIVO DE APRENDIZAJE PARA LA SEMANA: At the end of this lesson students will be able to recognize simple past tense in context, according to their level.	
TEMA:	**SIMPLE PAST**

DESARROLLO DE LA ACTIVIDADES:	**FECHA**
CLASSWORK # 1 **SIMPLE PAST** **A. Read about Simple present: generalities, auxiliaries, conjugations.**	Viernes 17 sept 2021

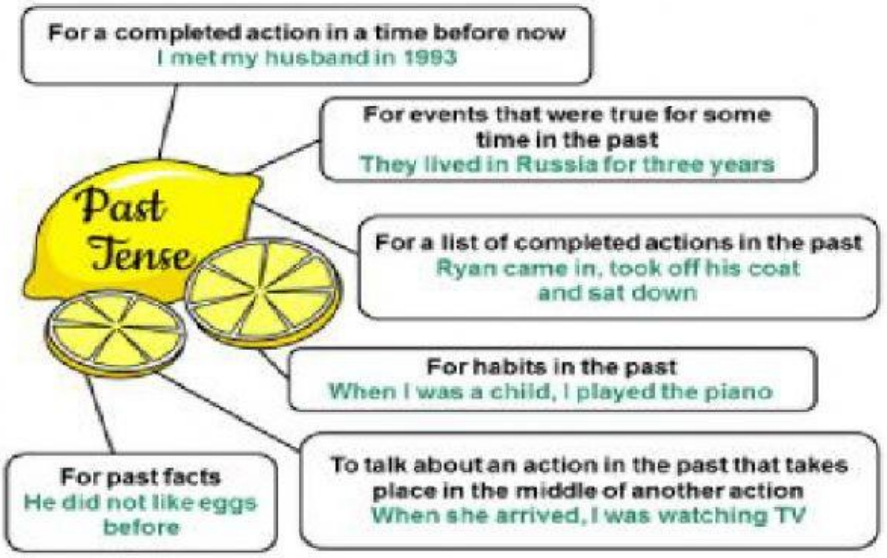

PAST SIMPLE "TO BE VERB" AND OTHER VERBS



LIVEWORKSHEETS

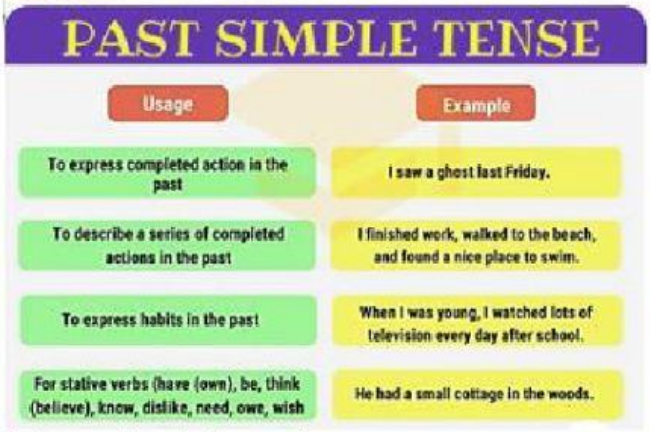

B. Tick TRUE or FALSE according to the sentences.

No.	Sentence	TRUE	FALSE
1	Past simple talks about routines.		
2	The conjugations of the verb TO BE are: WAS – WERE		
3	The auxiliaries of Simple Past with other verbs are: DID - DOES		
4	You can use Simple Past to describe future plans.		
5	We use simple past to describe habits in the past.		
6	Simple Past uses adverbs or expressions: yesterday, last week, two years ago, in 2008, when I was a child.		
7	Simple Past doesn't talk about actions finished in the past.		
8	Simple past: We use the auxiliary DIDN´T for negative form with other verbs and AREN´T / ISN´T with To Be verb.		
9	We use the auxiliary DID for questions.		
10	Questions in simple past with TO BE verb we use: WAS_WERE		

B. Read and analyze the information.

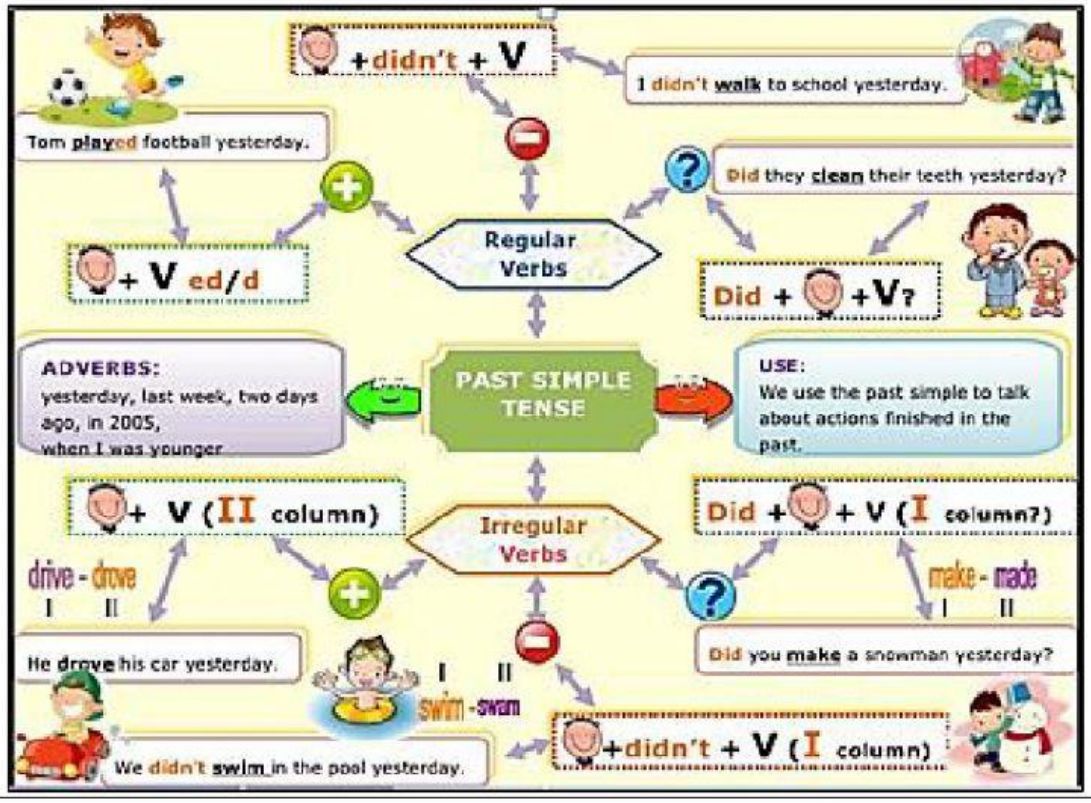

LIVEWORKSHEETS

VERBS RULERS FOR REGULAR AND IRREGULAR VERBS IN PAST SIMPLE TENSE

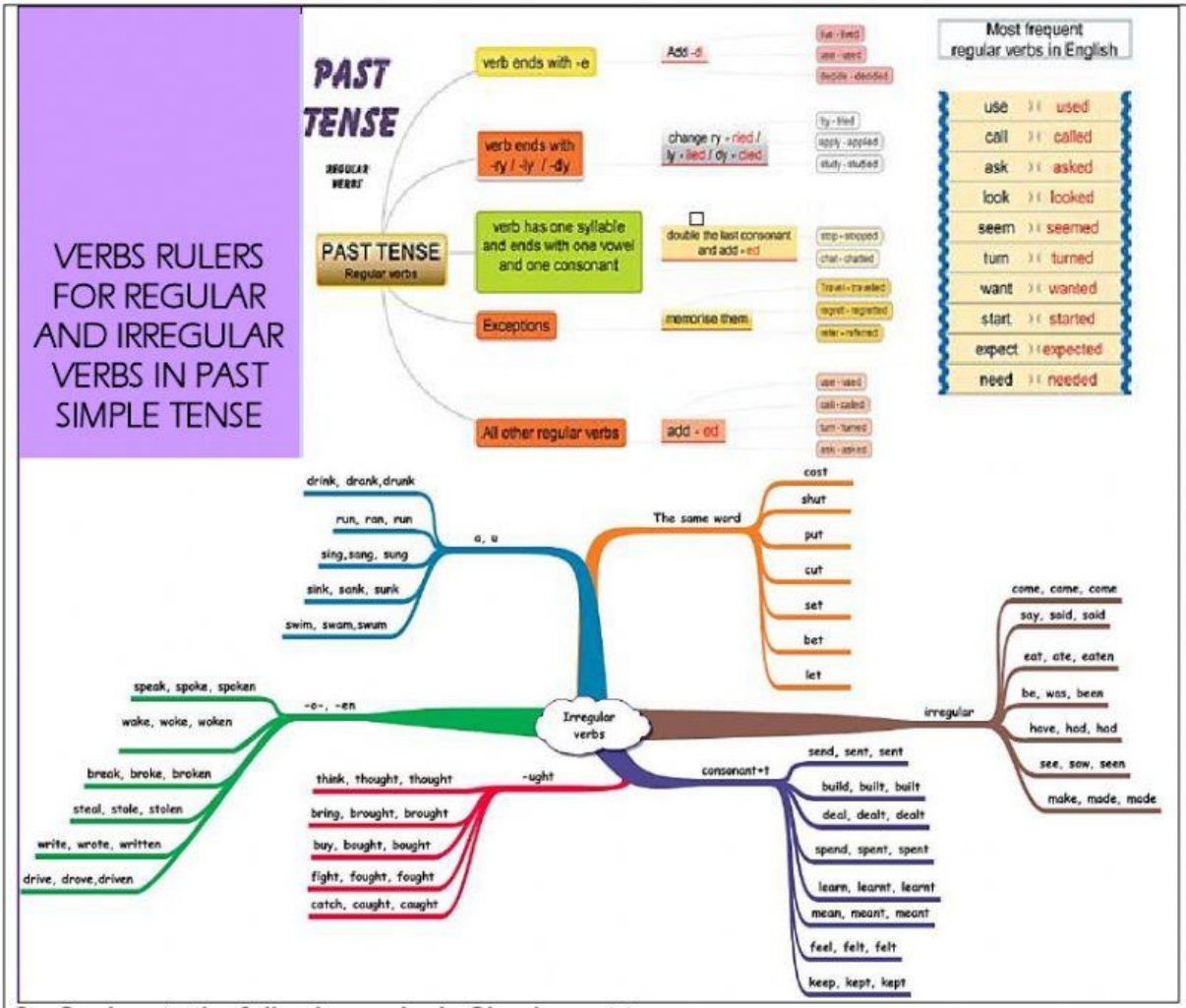

C. Conjugate the following verbs in Simple past tense.

SPELLING RULES WITH Regular and irregular verbs					
PRESENT	**PAST**	**PRESENT**	**PAST**	**PRESENT**	**PAST**
fight		**build**		**call**	
wash		**carry**		**swim**	
match		**learn**		**write**	
spend		**try**		**eat**	

E. Change the verb into the correct form in past tense:

1. I_____ **(be)** very tired yesterday night.
2. They _____ **(take)** the train to go to London.
3. My sister_____(**be**)well last Saturday, so she stayed at home and didn't come with us.
4. She_____**(drive)** her car under the rain.
5. My mum_____**(be)**at hospital last week
6. She didn´t_____**(come)** alone at the party.
7. The shops_____**(be)** open last Sunday.
8. I _____**(buy)** a new laptop last week.
9. The girls_____**(be)** at the mall to do some shopping
10. We_____**(build)** a house last year.

LIVEWORKSHEETS

HOMEWORK #1
READING ACTIVITY

A. Read the passage and answer the questions at the bottom.

"SWEET RABBIT"



Rabbit loved to go to Mrs. Holly's garden. Each morning when the sun came up, Rabbit would creep under the fence. He would chew on the green carrot tops. This made Mrs. Holly sad. When the green carrot tops were gone, she could not find her carrots! Mrs. Holly knew that she had many carrots. They were growing under the ground. But the green tops were gone. She could not find the carrots. Every time Mrs. Holly saw Rabbit in the garden, she would run after him. He would run to his home under the tree. One day, Mrs. Holly came to the place where Rabbit lived. She knocked on the tree. "Rabbit," she called, "you are making me sad. You eat the tops off my carrots. Now I cannot find carrots to eat." Rabbit looked out from under the tree. "You make me sad, too. I do not like you to run after me." Then Mrs. Holly told Rabbit her idea. "When the sun comes up each morning, I will pick some carrots. I will leave the tops for you." Rabbit liked that idea. Now he and Mrs. Holly share the good things from the garden.

1. Rabbit went to Mrs. Holly's _____.
a. morning
b. garden
c. green

2. Rabbit liked to _____the green carrot tops.
a. make
b. creep
c. eat

3. This made Mrs. Holly feel _____.
a. sad
b. lost
c. hungry

4. What is another good title for the story?
a. Mrs. Holly's Garden
b. Carrots for Lunch
c. Planting a Garden

5. What did Rabbit like to eat from the garden?
a. orange carrots
b. green carrot tops
c. green lettuce

6. Why couldn't Mrs. Holly find her carrots?
a. Rabbit took all the carrots.
b. She forgot to plant the carrots.
c. The carrots were under the ground.

7. Why did Mrs. Holly go to visit Rabbit?
a. to yell at him
b. to work out a plan for the garden
c. to bring him some carrots

8. What lesson did Mrs. Holly and Rabbit learn?
a. Gardens are hard work.
b. Carrots are good for you.
c. It is better to share.

Viernes
17 sept
2021

Bibliografía: Mariluz, Murcia Sierra (2016). English Teacher's Guide. Ecuador: Grupo Editorial Norma SA

LIVEWORKSHEETS