

Name: \_\_\_\_\_

Teacher: \_\_\_\_\_

Date: \_\_\_\_\_

Grade: 5






## WRITTEN COMPOSITION

### "The Writing Process Worksheet"


#### Section A – Drag and Drop/Matching (5 marks)

Instructions: Drag and Drop each word in the box to match its description.

Publishing    Revising    Drafting    Prewriting    Editing

Stages	What Happens During this Stage	Pictorial Representation
	Put your thoughts on paper	
	Correct spelling, grammar, capitalization and punctuation	
	Make it neat and presentable and then share!	
	Think about your topic and brainstorm your ideas.	
	Reread and add more details; change words	

**"The 6 + 1 Writing Traits"**



**Section B – Multiple Choice (5 marks)**

**Instructions: Choose the correct writing trait to match its description.**

1. Grammar, spelling and punctuations are strong. Check for errors.

**Ideas      word choice      conventions      presentation**

2. Sentences flow logically and are connected. Vary your sentence lengths.

**Word choice      sentence fluency      voice      organization**

3. Add colourful rich words to your writing.

**Word choice      presentation      voice      conventions**

4. Share your final draft. Your writing is presentable and readable.

**Conventions      voice      presentation      organization**

5. Ideas and events are logical and sequenced, into paragraphs.

**Presentation      organization      voice      ideas**