

Student name:

Today's date:

## Describing an object (#1)



### He Whakamārama | An Explanation

There are different ways to describe the appearance of objects in Te Reo Māori. The sentence pattern provided here begins with 'He' and also includes a **describing word**, or **adjective**. By viewing the example below, and the sentence pattern provided, you will notice that the order of the sentence in Māori is different to the order of the sentence in English. In this Māori sentence pattern, you will see the descriptive word (adjective) comes at the start of the sentence, but in the English sentence the description (adjective) is at the end. The object (ball) is mentioned at the start of the English sentence, but the object (pōro) is mentioned at the end of the Māori sentence. Another difference is that the word 'The' is at the start of the English sentence, but the Māori word for 'the' (te) is at the end of the Māori sentence.

Please carefully study the sentence pattern provided below, as this will assist you when translating English sentences into Te Reo Māori. When the translated sentences are complete, please use the same sentence pattern to create your own sentence for each of the pictures provided.




### Hei Tauira | For Example

<b>Example:</b>	The ball is orange.	He ārani te pōro.
<b>Pattern:</b>	The + object + is + describing word	He + describing word + te + object

### Whakamāoritia i ēnei rerenga kōrero | Translate these sentences in to Māori

1. The apple is red.	
2. The shirt is yellow.	
3. The pen is green.	
4. The clock is black.	
5. The table is brown.	

### Tuhia tētahi rerenga kōrero mo ia pikitia ki raro iho nei | Write one sentence for each picture below

	6.
	7.
	8.

