





Unit 5 Things to do

Lesson 2

1. Look and match

 <p>a.</p>	 <p>b.</p>	 <p>c.</p>	 <p>d.</p>
1. drink	2. eat	3. sleep	4. play

2. Look and write



a) What are they doing ?

.....



b) What are they doing ?

.....



c) What are you doing ?

.....



d) What are they doing ?

.....

Unit 5 Things to do

3. Rearrange the following words

- are – They – drinking -
- are – you – What – doing ?
- they – What – doing- are
- We – dancing – are
- playing- football- They – are
- They – eating – are
- writing – We – are
- We - talking – are

4. Read and match

1. What are you doing ?	a. They are playing chess.	1.
2. What are they doing ?	b. She is singing.	2.
3. What is she doing ?	c. He is drawing a flower.	3.
4. What is he doing ?	d. We are dancing.	4.

5. Look and complete the sentences.

- a. are you doing ? We're singing.
- b. She playing badminton.
- c. is she doing ? She is drawing.
- d. What is he ? He is eating.
- e. Theydancing.
- f. What she doing ? She is drawing.
- g. They sleeping.
- h. Alex and Ben drinking.
- i. My sister reading a book.

Unit 5 Things to do

Lesson 3







1. Read and match

a. Hi ! I have a new game.	1. Oh, sure
b. Can I play, too ?	2. We're playing.
c. What are you doing ?	3. Let's play.

Lesson 4

1. Look and write

Yes, she is.	Yes, he is.	Yes, they are .
No , she isn't.	No , he isn't.	No, they aren't.

		
a. Is he playing the guitar ?	b. Is she sleeping ?	c. Are they watching TV ?
.....
		
d. Is she dancing ?	e. Are they singing ?	f. Is he doing his homework ?
.....