End of Topic Review Questions

1. Figure below shows two types of fruits X and Y.

Fruit X

Fruit Y

a) State the method of seed dispersal by fruits X and Y.

Fruit X _____

Fruit Y _____

b) From your observation, state the features, visible in the photograph to support your answer in (a).

Fruit X _____

Fruit Y _____

c) Give a reason why seed dispersal is important.

_____

LIVEWORKSHEETS

2. The diagram below shows a section through a developing tomato fruit.

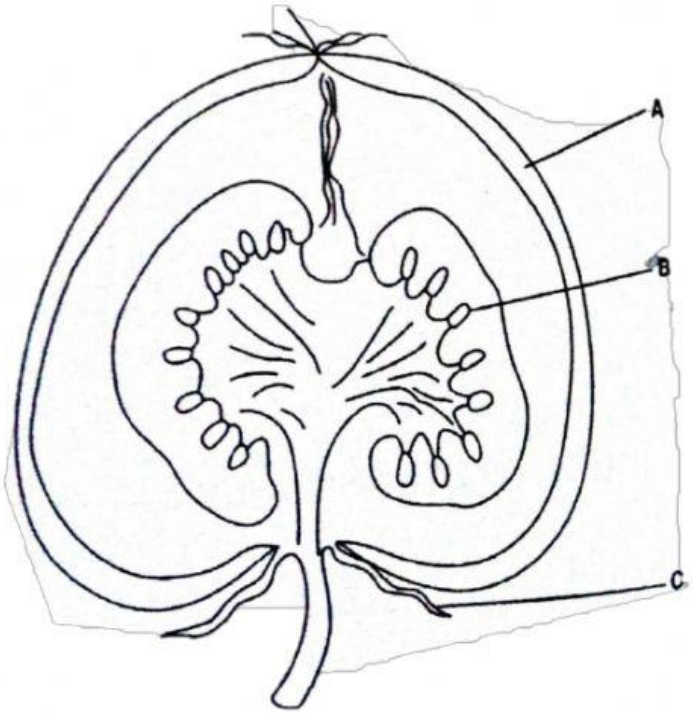

(a) From what parts of the **flower** did the labelled parts develop?

A .....

B .....

(b) Suggest **one** way in which the tomato seeds are dispersed.

.....

LIVEWORKSHEETS

3. Figure below shows the main stages of plant reproduction.

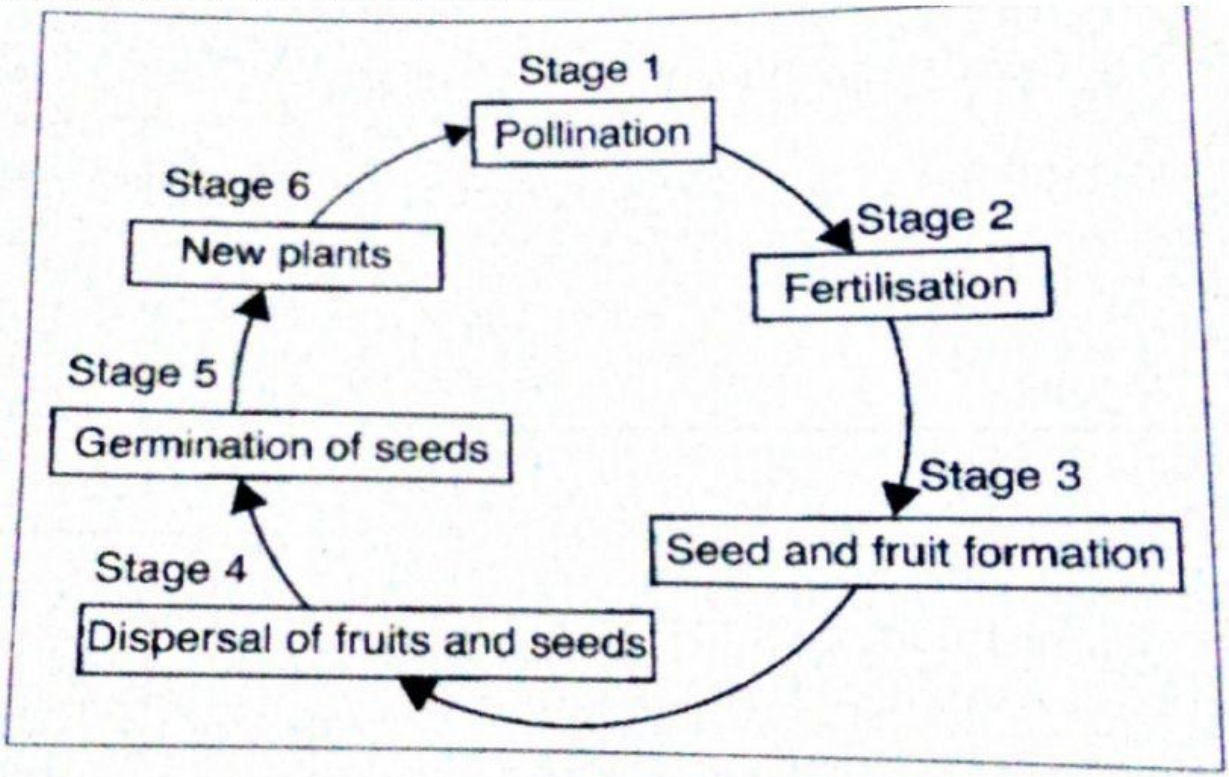

(a) What is fertilization?

.....

(b) Describe what happen after pollination that leads to fertilization.

.....

(c) After fertilization, seeds and fruits are formed. Name the parts of flower which

(i) .....Becomes a seed after fertilization

(ii) .....Becomes a fruit after fertilization

(d) Dispersal is the movement of seeds and fruits to a new place. Give two reasons why it is important for seeds and fruits to be dispersed away from the parent plant.

.....

LIVEWORKSHEETS

4. Figure below show the diagram of a germinating seed. Complete the statements below by referring to the diagram.

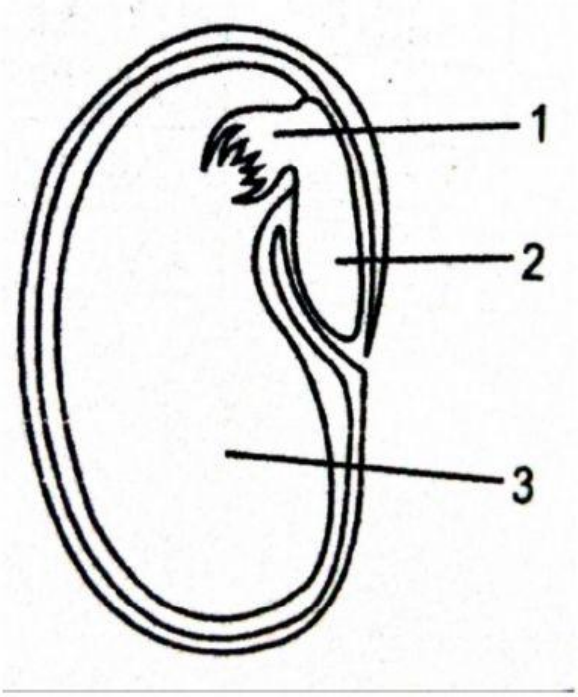

(a) The part which comes out first from the seed is called .....

(b) The part that provides food for the young plant is called .....

(c) The outer covering of the seed is called .....

5. Give three differences between wind and insect pollinated flower.

1.....
2 .....
3 .....

LIVEWORKSHEETS

6. The figure shows an insect-pollinated flower.

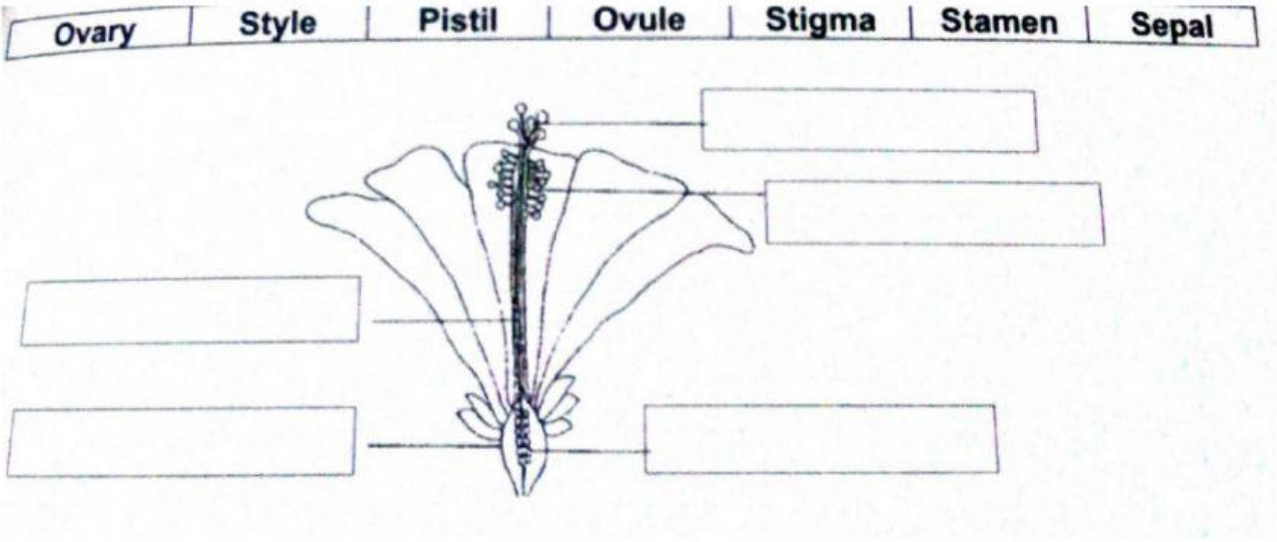

(a) Label the parts of the flower.

(b) Describe how the floral parts of the flower attract an insect to transfer its pollen grains to the insect.

.....

LIVEWORKSHEETS