


Name: _____ Date: _____

Text Features

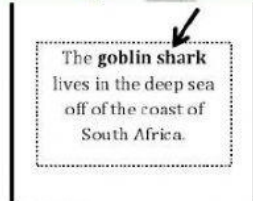


Drag and drop the correct text feature to complete each sentence.

graph	diagram	title	map
bold words	photograph	glossary	table of contents

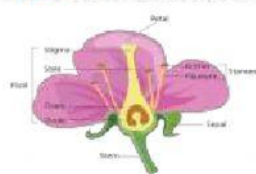


1. The _____ tells the meanings of important words in a nonfiction book.
2. A _____ shows where places are located.
3. The _____ tells the name of the book.
4. A _____ organizes and compares information.
5. A _____ shows information in a visual way.
6. The _____ tells the chapters and the page numbers in which they can be found.
7. _____ show that the words have important meanings in the book.
8. A _____ shows what something looks like.

Match the pictures below with the correct definition.



Contents

1. Introduction	3
2. Make chapter one	3
2.1 Background	3
2.2 Methods	3
2.3 Results	3
2.4 Conclusion	3
3. Make chapter two	3
3.1 Background	3
3.2 Methods	3
3.3 Results	3
3.4 Conclusion	3
4. Make chapter three	3
4.1 Background	3
4.2 Methods	3
4.3 Results	3
4.4 Conclusion	3
5. Conclusion	3



abdomen belly of an animal	molt get rid of skin that is too small
adult grown-up	nymph baby walking stick
antennae (one is an antenna) body parts that sense touch and smell	predator animal that hunts other animals for food
female girl	protect keep safe
hatch come out of an egg	regenerate to make a new body part
herbivore animal that eats plants	temperate forests forest in a place where there are four seasons
insect animal with six legs and three body parts	thorax chest of an insect's body
male boy	tropical warm
mimic look or act like something else	
mimicry looking or acting like something else	

table of contents

title

diagram

glossary

map

photograph

bold words

graph