Unit 1: Counting and sequences (A)
Lessons: 3 and 4

Name: _____ **Date:** _____

Q1. **Write the next 2 numbers in each sequence. Use the 100 square to help you.**

a. 5, 10, 15, ☐ , ☐

b. 30, 25, 20, ☐ , ☐

c. 75, 80, 85, ☐ , ☐

LIVEWORKSHEETS

Q2. **Look at the groups of 5 cars. Then count the cars in 5s.**



Q3. **Write the next 2 numbers in each sequence. Use the 100 square to help you.**

a. 10, 20, 30, _____ , _____

b. 60, 70, 80, _____ , _____

c. 80, 70, 60, _____ , _____

LIVEWORKSHEETS

Q4. **Look at the groups of 10 shells. Then count the shells in 10s.**

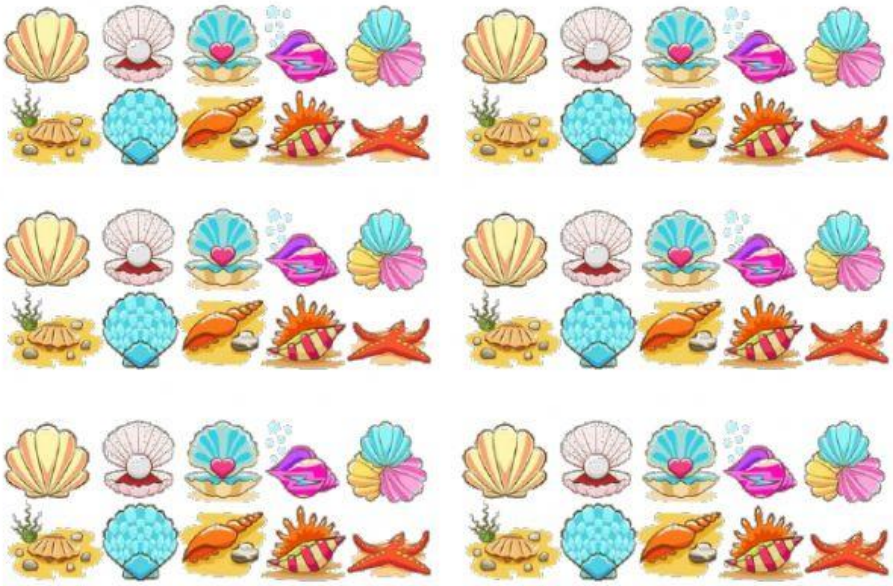

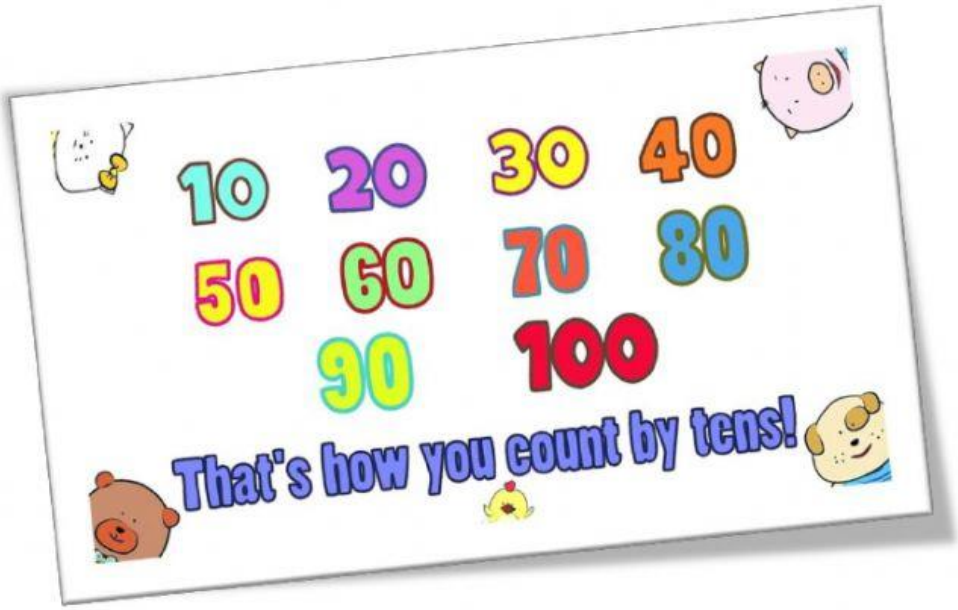

LIVEWORKSHEETS



Q.

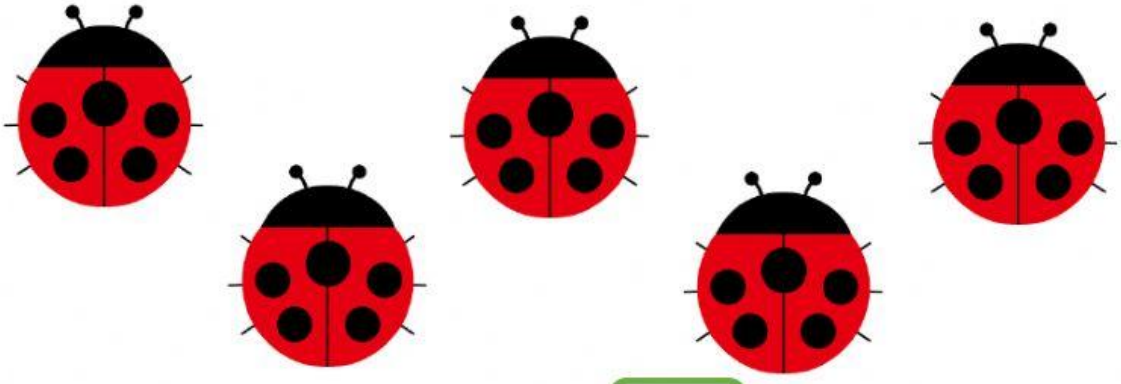

- **How many lady bugs are there?**
- **How many dots are there altogether?**

quick tips

Counting the dots on the ladybug can tell you which number you have to count on in: 2s ,5s or 10s?

LIVEWORKSHEETS