

FRACTION MODELS TO PERCENTAGE









Learning objective:

- I am able to read fractions models and write in percentages.

Step to success:

- Count the number of shaded or unshaded
- Change to percentage.

Write the percentages of the shaded parts of the blocks below.

1		=	_____ %	5		=	_____ %
2		=	_____ %	6		=	_____ %
3		=	_____ %	7		=	_____ %
4		=	_____ %	8		=	_____ %