

## PART II: LISTENING

1. Listen and choose the sound you hear.  161

1 ch sh th

4 ch sh th


2 ch sh th


5 ch sh th



3 ch sh th

6 ch sh th

2. Listen. Write T (True) of F (False)  162



3. Listen and choose.  163



-- THE END --