








# Pre-K Week 1


 Direction: Drag and drop the girl and boy.


|  BOY |  GIRL |
|---|--|
| <div></div>   | <div></div>  |
| <div></div>   | <div></div>  |
| <div></div>   | <div></div>  |



 Direction: Drag and drop the missing uppercase and lowercase inside the box.

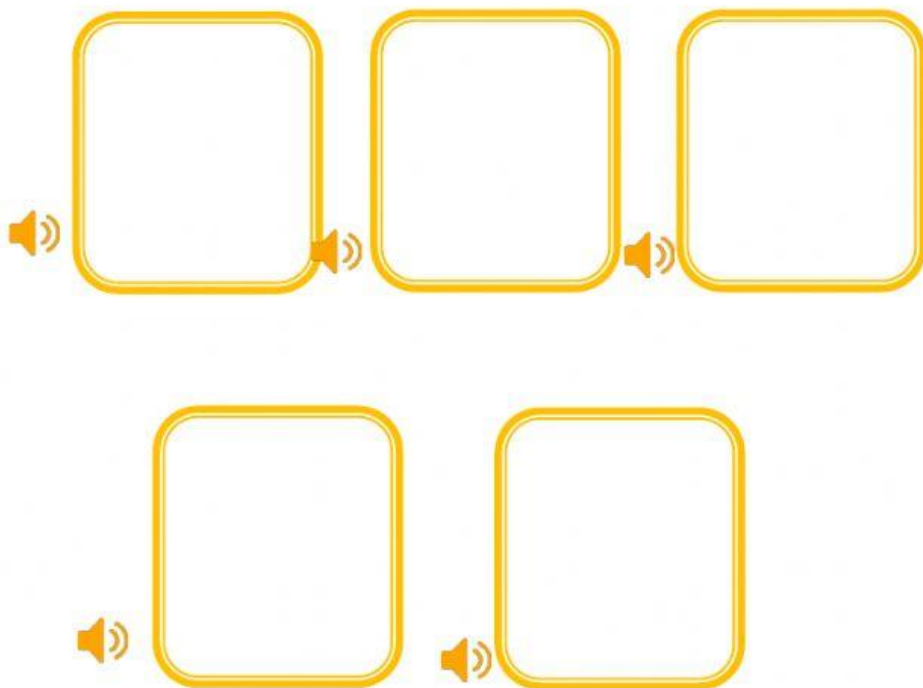
|                             |               |
|-----------------------------|---------------|
| <div></div> b B <div></div> |               |
| B <div></div>               | <div></div> b |



 Direction: Listen then Select the pictures that starts with letter Bb.



 Direction: Listen, drag and drop the correct number inside the box.



Five empty boxes with rounded corners and a yellow border are arranged in two rows. The first row has three boxes, and the second row has two boxes. Each box has a small speaker icon next to it.

|   |   |
|---|---|
| 1 | 2 |
| 3 | 4 |
| 5 |   |



JUNIOR EXPLORERS PLAY SCHOOL

 **LIVWORKSHEETS**

 Direction: Listen, drag and drop the correct shape inside the box.

Five empty rounded rectangular boxes for shape identification, each with a speaker icon to its left:

