


# 1 Listen and Read

각 단어를 듣고, 알맞은 단어와 국기를 찾아 a처럼 이동시켜보세요.



이 버튼을 누르면 소리가 들립니다.

a.	b.	c.	d.	e.	f.
<u>Korea</u>					
					



China

the U.S.

France

Brazil



Japan

Canada





듣고 세 번씩 따라 읽으며 파란 박스에 체크합니다.

1.

	Where are you from?			
	I'm from Canada.			

2.

	Where are you from?			
---	---------------------	--	--	--



I'm from Korea.

3.



See you later.



See you.

## 2 Read and Write

### 1. Word search

G	O	J	B	M	X	J	X	H
C	P	F	R	O	M	P	R	G
A	C	M	A	W	D	E	R	L
N	H	K	Z	U	T	E	K	O
A	I	C	I	A	R	J	O	T
D	N	R	L	E	Q	Q	R	H
A	A	I	H	G	T	V	E	E
U	B	W	Z	R	L	A	A	U
F	R	A	N	C	E	N	V	S

BRAZIL  
CANADA  
CHINA  
FRANCE  
KOREA  
THEUS  
FROM  
WHERE  
LATER

### 2. Join with arrows

a. I'm from

b. Hi,

c. Where are

later.

I'm Minjun.

Korea

d. See you

you from?

3. Write missing words 아래 문장에서 빠진 단어를 써 봅시다.

a. \_\_\_\_\_ are you from?

I'm \_\_\_\_\_  \_\_\_\_\_.

b. See you.

See \_\_\_\_\_ \_\_\_\_\_.