

# Assessment

## Unit 2: More about Numbers to 100

1 Look at the cubes on the right side, then fill in the blanks.




The digit        in the tens place, its value is

The digit        in the ones place, its value is

The addition sentence is        +        =

2 Look at the cubes on the right side, then fill in the blanks.




The digit        in the tens place, its value is

The digit        in the ones place, its value is

The addition sentence is        +        =

3 Look at the cubes then complete the statements.



tens and        ones make

+        =

4 Complete the missing numbers.



Set A



Set B

Set A has                  cubes.


Set B has                  cubes.

10 less than 46 is


is greater than



5 Complete the missing numbers.



Set A



Set B

Set A has                  cubes.

Set B has                  cubes.

10 more than 48 is


is smaller than



6 Choose the greater number in each trolley.



7 Choose the smaller number in each car.



8 Use  $>$  or  $<$  to make the statements correct.

a. 38      35

b. 54      45

c. 55      27

9 Round each number to the nearest ten.

a. 25

b. 23

c. 87

How did you do your worksheet?

(write A, B, or C)



A. I did the worksheet  
by myself



B. I did with a little help



C. I did with a lot of help